

“2001: A Space Odyssey” Revisited—The Feasibility of 24 Hour Commuter Flights to the Moon Using NTR Propulsion with LUNOX Afterburners

Stanley K. Borowski and Leonard A. Dudzinski
Glenn Research Center, Cleveland, Ohio



The NASA STI Program Office . . . in Profile

Since its founding, NASA has been dedicated to the advancement of aeronautics and space science. The NASA Scientific and Technical Information (STI) Program Office plays a key part in helping NASA maintain this important role.

The NASA STI Program Office is operated by Langley Research Center, the Lead Center for NASA's scientific and technical information. The NASA STI Program Office provides access to the NASA STI Database, the largest collection of aeronautical and space science STI in the world. The Program Office is also NASA's institutional mechanism for disseminating the results of its research and development activities. These results are published by NASA in the NASA STI Report Series, which includes the following report types:

- **TECHNICAL PUBLICATION.** Reports of completed research or a major significant phase of research that present the results of NASA programs and include extensive data or theoretical analysis. Includes compilations of significant scientific and technical data and information deemed to be of continuing reference value. NASA's counterpart of peer-reviewed formal professional papers but has less stringent limitations on manuscript length and extent of graphic presentations.
- **TECHNICAL MEMORANDUM.** Scientific and technical findings that are preliminary or of specialized interest, e.g., quick release reports, working papers, and bibliographies that contain minimal annotation. Does not contain extensive analysis.
- **CONTRACTOR REPORT.** Scientific and technical findings by NASA-sponsored contractors and grantees.

- **CONFERENCE PUBLICATION.** Collected papers from scientific and technical conferences, symposia, seminars, or other meetings sponsored or cosponsored by NASA.
- **SPECIAL PUBLICATION.** Scientific, technical, or historical information from NASA programs, projects, and missions, often concerned with subjects having substantial public interest.
- **TECHNICAL TRANSLATION.** English-language translations of foreign scientific and technical material pertinent to NASA's mission.

Specialized services that complement the STI Program Office's diverse offerings include creating custom thesauri, building customized data bases, organizing and publishing research results . . . even providing videos.

For more information about the NASA STI Program Office, see the following:

- Access the NASA STI Program Home Page at <http://www.sti.nasa.gov>
- E-mail your question via the Internet to help@sti.nasa.gov
- Fax your question to the NASA Access Help Desk at 301-621-0134
- Telephone the NASA Access Help Desk at 301-621-0390
- Write to:
NASA Access Help Desk
NASA Center for Aerospace Information
7121 Standard Drive
Hanover, MD 21076



“2001: A Space Odyssey” Revisited—The Feasibility of 24 Hour Commuter Flights to the Moon Using NTR Propulsion with LUNOX Afterburners

Stanley K. Borowski and Leonard A. Dudzinski
Glenn Research Center, Cleveland, Ohio

Prepared for the
33rd Joint Propulsion Conference
cosponsored by the AIAA, ASME, SAE, and ASEE
Seattle, Washington, July 6–9, 1997

National Aeronautics and
Space Administration

Glenn Research Center

Acknowledgments

The authors wish to express thanks to their respective organizations for support during the course of this study. One of the authors, Dr. Stanley Borowski, would like to express his gratitude to the following individuals for their contributions to this paper: Kriss Kennedy (NASA/JSC) for his preliminary assessment of the PTM mass; noted space artist, Pat Rawlings (SAIC) for artwork depicted on the cover and in Figures 3, 8, 10, and 11; Melissa McGuire (Analex) for her assistance in the preparation of tables and figures used in this paper.

Document Change History

This printing, numbered as **NASA/TM—1998-208830/REV2, June 2003**, replaces the previous version, **NASA/TM—1998-208830/REV1, December 2001**.

Page 11, figure 6(a): changed to 5 t Cargo

The printing, numbered as **NASA/TM—1998-208830/REV1, December 2001**, replaced the previous version, **NASA/TM—1998-208830, December 1998**.

Nontechnical changes were made to the text and the figures were recreated to improve the quality.

Available from

NASA Center for Aerospace Information
7121 Standard Drive
Hanover, MD 21076

National Technical Information Service
5285 Port Royal Road
Springfield, VA 22100

Available electronically at <http://gltrs.grc.nasa.gov/GLTRS>

“2001: A SPACE ODYSSEY” REVISITED—THE FEASIBILITY OF 24 HOUR COMMUTER FLIGHTS TO THE MOON USING NTR PROPULSION WITH LUNOX AFTERBURNERS

Stanley K. Borowski* and Leonard A. Dudzinski**
National Aeronautics and Space Administration
Glenn Research Center
Cleveland, Ohio 44135
Phone: 216-977-7091 and 216-977-7107

ABSTRACT

The prospects for “24 hour” commuter flights to the Moon, similar to that portrayed in *2001: A Space Odyssey* but on a more Spartan scale, are examined using two near term, “high leverage” technologies—liquid oxygen (LOX)-augmented nuclear thermal rocket (NTR) propulsion and “lunar-derived” oxygen (LUNOX) production. Iron-rich volcanic glass, or “orange soil,” discovered during the Apollo 17 mission to Taurus-Littrow, has produced a 4% oxygen yield in recent NASA experiments using hydrogen reduction. LUNOX development and utilization would eliminate the need to transport oxygen supplies from Earth and is expected to dramatically reduce the size, cost and complexity of space transportation systems. The LOX-augmented NTR concept (LANTR) exploits the high performance capability of the conventional liquid hydrogen (LH₂)-cooled NTR and the mission leverage provided by LUNOX in a unique way. LANTR utilizes the large divergent section of its nozzle as an “afterburner” into which oxygen is injected and supersonically combusted with nuclear preheated hydrogen emerging from the engine’s choked sonic throat—essentially “*scramjet propulsion in reverse*.” By varying the oxygen-to-hydrogen mixture ratio, the LANTR engine can operate over a wide range of thrust and specific impulse (Isp) values while the reactor core power level remains relatively constant. The thrust augmentation feature of LANTR means that “big engine” performance can be obtained using smaller, more affordable, easier to test NTR engines. The use of high-density LOX in place of low-density LH₂ also reduces hydrogen mass and tank volume resulting in smaller space vehicles. An implementation strategy and evolutionary lunar mission architecture is outlined which requires

only Shuttle C or “in-line” Shuttle-derived launch vehicles, and utilizes conventional NTR-powered lunar transfer vehicles (LTVs), operating in an “expendable mode” initially, to maximize delivered surface payload on each mission. The increased payload is dedicated to installing “modular” LUNOX production units with the intent of supplying LUNOX to lunar landing vehicles (LLVs) and then LTVs at the earliest possible opportunity. Once LUNOX becomes available in low lunar orbit (LLO), monopropellant NTRs would be outfitted with an oxygen propellant module, feed system and afterburner nozzle for “bipropellant” operation. Transition to a “reusable” mission architecture now occurs with smaller, LANTR-powered LTVs delivering ~400% more payload on each piloted round trip mission than earlier expendable “all LH₂” NTR systems. As initial lunar outposts grow to eventual lunar settlements and LUNOX production capacity increases, the LANTR concept can enable a rapid “commuter” shuttle capable of 24 hour “one-way” trips to and from the Moon. A vast deposit of “iron-rich” volcanic glass beads identified at just one candidate site—located at the southeastern edge of Mare Serenitatis—could supply sufficient LUNOX to support daily commuter flights to the Moon for the next 9000 years!

INTRODUCTION

Approximately 30 years have passed since the debut of Stanley Kubrick and Arthur C. Clarke’s hit movie *2001: A Space Odyssey*.¹ For many of us this film brought to life the exciting possibilities awaiting humankind beyond the Apollo program—images of commercial spaceplanes, large orbiting space stations and commuter flights to sprawling settlements on the Moon. Less than six months after experiencing the thrill of Dr. Heywood Floyd’s commuter flight to the Moon on the big screen, Apollo 8 would orbit our celestial neighbor ten times on Christmas Eve, followed seven months

*Ph.D./Nuclear Engineering, Senior Member AIAA

**Aerospace Engineer, Member AIAA

later by the historic lunar landing mission of Apollo 11. For the authors, the images of the Apollo astronauts, their spacecraft and the stunning alien landscapes of Hadley Rille, Descartes and the Taurus-Littrow valley, all there for the taking, imprinted on our minds a future vision of lunar settlement no less dramatic than that portrayed in *2001*. After all NASA would have nearly 30 years to develop the necessary technologies. Unfortunately, national support and public interest in the Apollo program soon waned, Apollo missions 18, 19 and 20 were canceled, and the resources for a “post-Apollo” program that envisioned artificial gravity space stations in both Earth and lunar orbit, a permanent lunar base and a nuclear rocket-powered human mission to Mars by 1981 never materialized.

Today, with 2001 just 4 years away, the images in Kubrick and Clarke’s film seem very distant, and *2100: A Space Odyssey* a more appropriate title for the movie. Although NASA no longer possesses the systems to send humans to the Moon, it is poised to begin construction of the International Space Station (ISS)² and is currently engaged in a cooperative agreement with industry partner, Lockheed Martin, to demonstrate the technology for a single-stage-to-orbit reusable launch vehicle (RLV)³. Beyond the ISS, the Agency’s strategic plan for the Human Exploration and Development of Space (HEDS)⁴ envisions the development and utilization of extraterrestrial resources and revolutionary propulsion technologies to provide routine and affordable human space travel to the Moon initially, and then Mars. However, flat or declining budgets for the foreseeable future pose a serious threat to NASA’s ability to develop the high leverage technologies it needs to open the space frontier to the public sector.

This paper discusses two key technologies—“lunar-derived” liquid oxygen (LUNOX) production and LOX-augmented nuclear thermal rocket (LANTR) propulsion. These technologies can be developed in the next 10 to 15 years and can provide the basis for an “economical” lunar transportation system (LTS), that can evolve with time to rival the operational capabilities presented in *2001* albeit on a more “Spartan” scale. The LUNOX extraction process, system mass and power requirements, and features of a commercial LUNOX production facility are discussed first. This is followed by a description of the LANTR concept

and a discussion of its operational and performance characteristics. An implementation strategy, along with mission and transportation system ground rules and assumptions, is then presented and used in an evolutionary lunar mission architecture that compares chemical and NTR-powered lunar transportation vehicles operating without and with LUNOX. A typical “24 hour” commuter flight to the Moon is then described which includes the mission ΔV estimates, a description of the LANTR-powered commuter shuttle, and the requirements on the LUNOX production facility needed to support weekly flights to the Moon. The paper concludes with a brief discussion of the potential benefits of LANTR propulsion for human missions to Mars and beyond.

LUNOX: “THE MOON’S FIRST COMMERCIAL PRODUCT”

“Lunar-derived” oxygen has been frequently cited⁵ as the most promising initial resource to be developed on the lunar surface. By providing a local source of oxygen for life support systems, fuel cells and the “oxygen-rich” chemical rocket engines used on lunar landing vehicles, initial mass in low Earth orbit (IMLEO), launch costs and LTS size and complexity can all be reduced. Greater quantities of high value cargo (e.g., people, processing equipment and scientific instruments) can also be transported in place of bulk LOX propellant further reducing LTS costs.

Another important reason for considering lunar oxygen as a potential commercial product is its abundance. Nearly half the mass of the Moon’s surface material is oxygen⁵ and a variety of techniques⁶ have been identified for its extraction. Hydrogen reduction of iron oxide in the mineral “ilmenite” (FeTiO_3) has received considerable attention in the past.^{7,8} The reduction process produces iron metal, titanium oxide and high temperature water vapor which is subsequently electrolyzed to produce the oxygen resource and the hydrogen catalyst. Conceptual design studies^{7,8} of LUNOX production facilities using an “ilmenite-rich” basalt (lunar rock) feedstock indicated oxygen extraction efficiencies of ~1% and a mining requirement of ~186 t of lunar material per ton of LUNOX produced (assuming a 50% basalt content in the mined material). Using lower ilmenite content lunar soil or “regolith” as feedstock eliminated the need to crush and grind tons of rock for ilmenite extraction but it increased the mining mass ratio to

~327 t of soil per ton of LUNOX. Preliminary estimates⁷ of LUNOX plant mass and power levels

for a soil feedstock system are shown in Figures 1 and 2 as a function of the annual production rate.

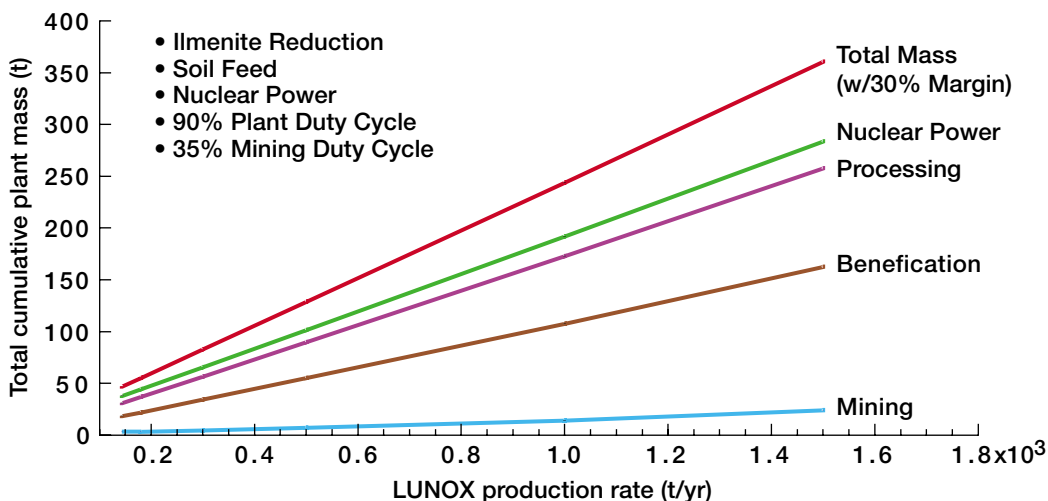


Figure 1.—Variation of LUNOX Production Plant Component Mass With Annual Production Rate.

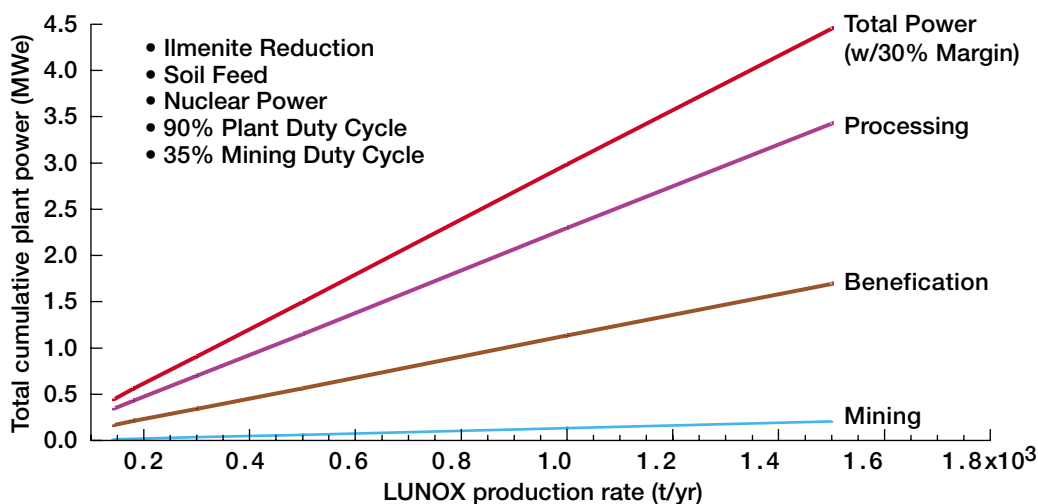


Figure 2.—Variation of LUNOX Production Plant Power With Annual Production Rate.

Recent reduction experiments^{9,10,11} performed at the NASA Johnson Space Center have produced significantly higher oxygen yields (~3 to 4%) using samples of “iron-rich” mare soil and volcanic glass, and indicated a direct correlation of oxygen yield with soil iron content. The iron-rich volcanic glass, or “orange soil,” discovered during the Apollo 17 mission to the Taurus-Littrow valley,^{12,13} is a particularly attractive feedstock option. It exists in large quantities, is fine grained and could be fed directly into a LUNOX production plant with little or no processing prior to reduction. A 4% oxygen yield also translates into an *order of magnitude reduction* in the amount of mined material (~25 t of volcanic glass feedstock per ton of LUNOX) and a lowering of the mass and power requirements for both the production plant and its support vehicles.

How might a commercial LUNOX operation develop? The current RLV program could provide a viable blueprint. An industry-operated, privately-financed venture, with NASA as its initial customer, could accelerate development of the necessary technologies, reduce operating costs to the government,¹⁴ stimulate additional commercial lunar activities and underwrite eventual development of lunar settlements. Commercial operations could also open up space to more private citizens involved in the particular enterprise and lead to an eventual lunar tourism business. Space tourism to low Earth orbit (LEO) has been proposed^{15,16} as a large potential private sector market that could enable a commercially viable RLV service. After trips to LEO, the Moon would be the next logical extension of a space tourism industry.

Our vision of a commercial LUNOX enterprise is illustrated in Figure 3. Located near the southeastern edge of Mare Serenitatis (latitude: ~21° North / longitude: ~29° East), not far from the Taurus-Littrow valley, lies a vast deposit of iron-rich volcanic glass beads that covers thousands of square kilometers, is tens of meters thick and could yield hundreds of millions of tons of LUNOX. In the left foreground, two lunar industrialists discuss planned expansions at the LUNOX facility, while to the northwest, modular production units, resembling oil rigs on Earth, generate copious amounts of LUNOX which is stored in well-insulated tanks adjacent to the facility. To the north, a bottom-loaded, “Sikorsky-style” LLV lifts off from the surface carrying a “mobile” LUNOX tanker vehicle to a propellant depot in LLO, while

at the adjacent landing pad, a second LLV awaits servicing prior to its next mission. In the right foreground, increased numbers of government and industry personnel have taxed the capabilities of several previously landed habitat modules necessitating construction of an inflatable dome for added living space. The dome is covered by an outer layer of bagged regolith and an inner layer of hydrogenous material (e.g., plastic, water) to provide shielding against GCR and secondary neutron radiation. Lastly, nuclear reactors will be critical to providing a good return to investors in the LUNOX enterprise. They provide abundant power at low mass to support continuous operation of the teleoperated surface vehicles, production units and habitat modules even during the two-week lunar night. As production capacity increases, the LUNOX enterprise can expand its commercial operations to include metals processing (e.g., iron and titanium), power generation, maintenance and operations of surface-based LLVs and LLO propellant depots, and ultimately a lunar tourism industry.

“REVOLUTIONARY PROPULSION THROUGH EVOLUTIONARY DEVELOPMENT”

A variety of lunar transportation system concepts were examined by NASA¹⁷ and the Synthesis Group¹⁸ in the late 1980’s and early 1990’s. Most of these used liquid oxygen and hydrogen (LOX/LH₂) chemical propulsion and were expendable or partially reusable at best. The reusable designs used a large aerobrake to return the LTV back to LEO while the LLV was expended in LLO. Concurrent with these studies, the individual benefits of extraterrestrial resources and NTR propulsion were also being examined. The importance of LUNOX for both reducing the direct expense of going to the Moon and increasing the viability of a “self-sufficient” long-term lunar base was highlighted by the Synthesis Group in its *Space Resource Utilization* architecture.^{18,19}

During the same time period, NTR propulsion was examined by Glenn Research Center (GRC) because of its high specific impulse (Isp ~850-1000 s) and engine thrust levels (~15-75 klbf). Analysis of a lunar NTR system²⁰ indicated a number of attractive mission benefits which included: (1) an “all propulsive” mission architecture; (2) full recoverability of both the NTR-powered LTV and its LLV payload at mission end (see Figure 4); and (3) a lower IMLEO than that of the partially reusable, aerobraked chemical system.



Figure 3.—"Commercial" LUNOX Facility Depicting Modular Production Units, Reusable Surface-based LLVs, Nuclear Power Systems and Habitation Modules for Industry and Government Personnel. Converted Passenger Transport Module Prepares to Dock at Lunar Base Airlock.

Reusability of the NTR system from the outset, however, required investing in a supporting LEO infrastructure—specifically a LH_2 propellant depot or expendable tanker—to refuel the vehicle for the next mission. The use of low density LH_2 as reactor coolant and exhaust propellant also increased LTV size and necessitated large diameter (~ 10 m) payload shrouds to launch vehicle components. To exploit the performance capability of the NTR, reduce vehicle size and capitalize on the availability of LUNOX at the Moon, an innovative propulsion concept was proposed by GRC and Aerojet^{21,22} which combines conventional LH_2 -cooled NTR and supersonic combustion ramjet (scramjet) technologies. Known as the LOX-augmented NTR (LANTR), it provides the basis for a “revolutionary” LTS architecture possessing a variety of engine, vehicle and mission benefits.

LANTR: “THIS IS NOT YOUR FATHER’S NTR”

The LANTR concept is a “trimodal” engine which can operate as a conventional LH_2 -cooled NTR, a bipropellant LOX/LH_2 engine and a power reactor. Its principal components include a nuclear fission reactor and nozzle to heat and expand propellant, hydrogen and oxygen feed systems and tankage, and a closed Brayton cycle system for electric power generation and engine “cooldown” assist. During LANTR operation, oxygen is injected into the large divergent section of the NTR nozzle which functions as an “afterburner” (see Figure 5). Here, it burns spontaneously with the reactor-heated hydrogen emerging from the LANTR’s sonic nozzle throat adding both mass and chemical energy to the rocket exhaust—essentially “*scramjet propulsion in reverse*.”

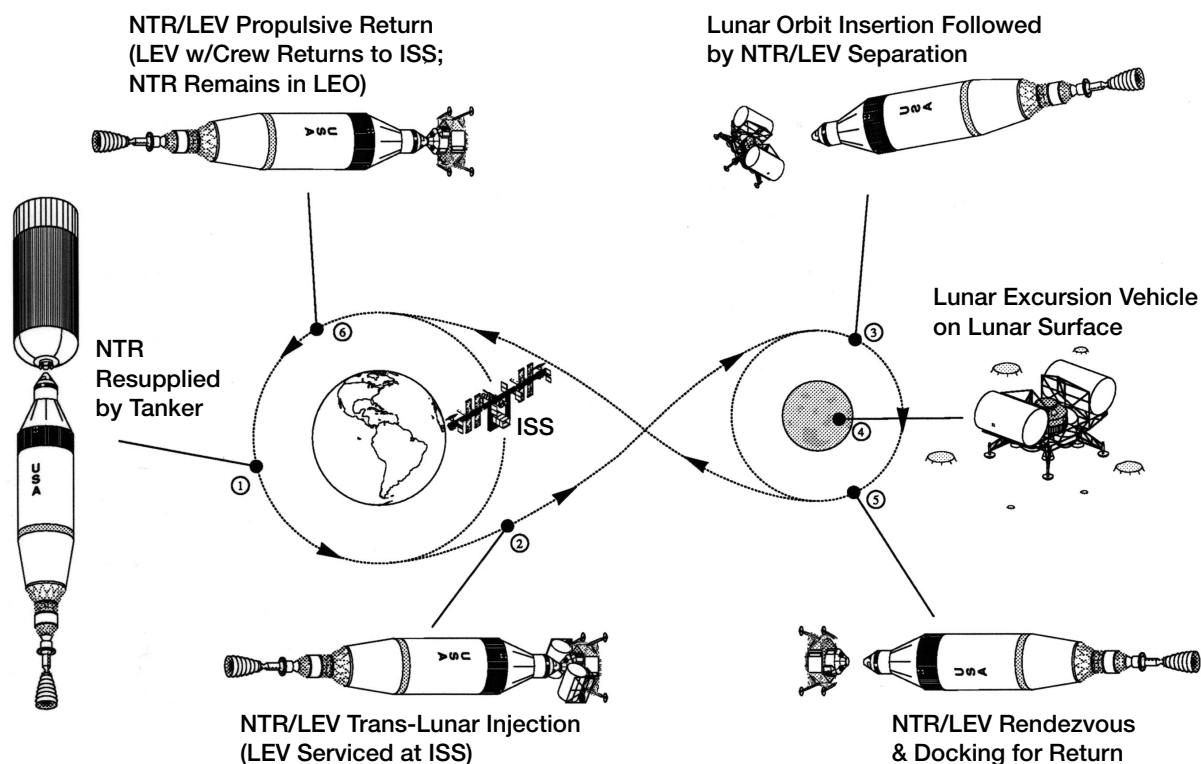
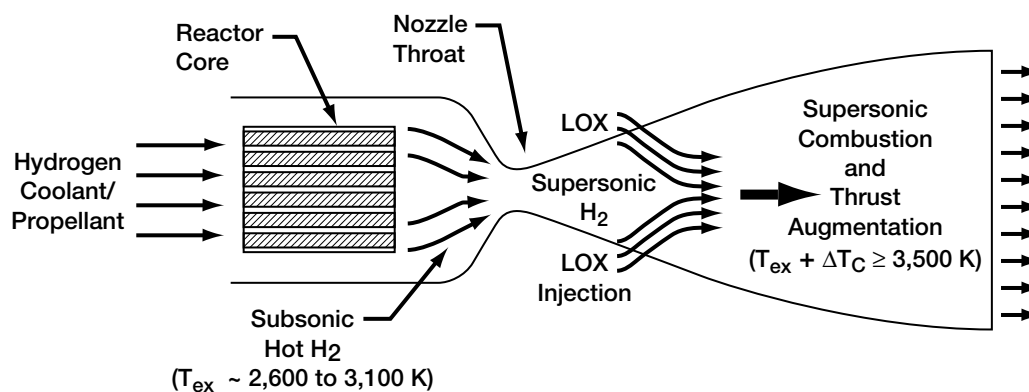


Figure 4.— Fully Reusable NTR Lunar Scenario.



	I_{sp} (sec)				
Life (hrs)	5	10	35	Tankage Fraction (%)	T/W_{eng} Ratio
T_{ex} (°K)	2,900	2,800	2,600		
O/H MR = 0.0	941	925	891	14.0	3.0*
1.0	772	762	741	7.4	4.8
3.0	647	642	631	4.1	8.2
5.0	576	573	566	3.0	11.0
7.0	514	512	508	2.5	13.1

*For 15 klbf LANTR with chamber pressure = 2,000 psia and $\epsilon = 500$ to 1

Figure 5.—Schematic/Characteristics of LOX-Augmented NTR.

Downstream nozzle injection in LANTR isolates the reactor core from oxygen's damaging effects and a "cascade" scramjet injector developed by Aerojet²¹ helps control the oxygen addition and heat release within the nozzle to keep the flow supersonic. The cascade injector design also offers the potential for increased penetration, mixing and combustion of the oxygen injectant in the supersonic hydrogen flow while minimizing shock losses and nozzle wall "hot spots," thereby maximizing engine performance and life. The high reactor outlet pressure of LANTR (~2000 psia) also enables high area ratio nozzles ($\epsilon = 500$ to 1), important for combustion efficiency, at reasonable size and mass.

The LANTR has the potential to be an extremely versatile propulsion system. By varying the oxygen-to-hydrogen (O/H) mixture ratio (MR), the engine can operate over a wide range of thrust and I_{sp} values (Figure 5) while the reactor core produces a relatively constant power output. For example, as the MR varies from 0 to 7, the engine thrust-to-weight ratio for a 15 klbf NTR increases by ~440%—from 3 to 13—while the I_{sp} decreases by only ~45%—from 940 to 515 seconds. This thrust

augmentation feature means that "big engine" performance can be obtained using smaller, more affordable, easier to test NTR engines. Shortened burn times also extend engine life and can improve "life cycle costs"—an important consideration in realizing "low cost access through space." Similarly, reactor preheating of hydrogen before oxygen injection and combustion results in higher I_{sp} values than found in LOX/LH₂ chemical engines operating at the same mixture ratio (~100 s at MR = 6). Lastly, the increased use of high-density LOX in place of low-density LH₂, and the ability to resupply or "reoxidize" LANTR vehicles with LUNOX in LLO prior to Earth return, are expected to significantly reduce vehicle size and mass while increasing delivered payload.

A POSSIBLE STRATEGY FOR IMPLEMENTING LUNOX AND LANTR TECHNOLOGIES

An "evolutionary" mission architecture employing lunar orbit rendezvous has been examined by GRC which attempts to: (1) reduce "up-front" investment costs for in-space infrastructure; (2) eliminate the need for a new large heavy lift booster; (3) maximize surface payload per lunar

landing mission; and (4) minimize LTS “recurring costs.” To satisfy these objectives, a series of cargo and piloted missions are envisioned which use expendable “all LH₂” NTR systems initially to maximize the surface payload delivery while minimizing IMLEO requirements. The reduced IMLEO and size of the expendable vehicles also allows component delivery to LEO using a cargo version of the Space Shuttle (Shuttle C) or an “in-line” Shuttle-derived launch vehicle (SDV), each with a lift capability of ~66 tons. The advantages of using Shuttle C would be a low development cost and the ability to use much of the existing infrastructure (e.g., assembly buildings and launch pads) at the Kennedy Space Center.

The increased payload on each expendable NTR flight would be dedicated to delivering “modular” LUNOX production facilities. The intent here is to develop and use LUNOX to reoxidize LLVs and LTVs at the earliest possible opportunity and to then transition to a reusable LANTR architecture to improve “life cycle costs.” Accrued government cost savings and industry profit from

LUNOX usage could then be reinvested gradually to develop additional “in-space” assets, such as LEO and LLO propellant depots, to support further reusability and eventually routine commuter flights to the Moon.

LUNAR MISSION / TRANSPORTATION SYSTEM GROUND RULES AND ASSUMPTIONS

The ground rules and assumptions for the evolutionary mission architecture examined in this study are summarized in Table 1. Provided are details on outbound and return payloads, parking orbits, mission velocity change (ΔV) requirements and duration, and Earth-to-orbit (ETO) launch vehicle characteristics. In addition to the three primary ΔV maneuvers (four for the NTR system) indicated, midcourse correction maneuvers are also performed using a storable, bipropellant RCS system. Table 2 includes details on primary and auxiliary propulsion, cryogenic tankage, thermal protection and boiloff rates, and contingency factors used in this study.

Table 1. Reference Lunar Mission Ground Rules and Assumptions

• Payload Outbound:	9.9 t	LTV crew module
	0.8 t	Crew (4) and suits
	5.0 - 10.0 t	Lunar surface payload
	5.0 t	LLV crew module
	35.7 – 46.0 t	“Wet” LLV stage
• Payload Inbound:	9.9 t	LTV crew vehicle
	0.8 t	Crew (4) and suits
	0.5 t	Lunar samples
• Parking Orbits:	407 km	Circular (Earth Departure)
	300 km	Circular (lunar arrival/departure)
<ul style="list-style-type: none"> • Trans-lunar injection ΔV assumed to be 3100 m/s + g-losses • Lunar orbit capture/trans-Earth injection ΔV's assumed to be 915 m/s • Earth return: Direct capsule entry • Earth gravity assist disposal ΔV assumed to be 194 m/s (for NTR missions) • Mission duration: 54 days* (2 in LEO, 7 in transit, 45 days at Moon) • ETO type/payload capability: Shuttle C or SDV / 66 t to 407 km circular • LTV assembly scenario: 2 ETO launches with EOR&D (IMLEO < 132 t) 		

*Chemical TLI and NTR “core” stages in LEO for 30 days prior to second ETO launch.

Table 2. Lunar NTR / LANTR Transportation System Assumptions

• NTR / LANTR Systems:	Thrust / Weight	=	15 klbf/4904 lbm (LH ₂ NTR)
		=	15 klbf/5797 lbm (LANTR @ MR=0.0)
	Fuel / Propellants	=	Tricarbide/Cryogenic LH ₂ and LOX
	Isp	=	940 s (@ O/F MR = 0.0/LH ₂ only)
		=	647 s (@ O/F MR = 3.0)
		=	514 s (@ O/F MR = 7.0)
	External Shield Mass	=	2.84 kg/MWt of reactor power
• RCS System:	Flight Reserve	=	1% of total tank capacity
	Residual	=	1.5% of total tank capacity
	Cooldown (effective)	=	3% of usable LH ₂ propellant
	Propellant	=	N ₂ O ₄ /MMH
	Isp	=	320 s
	Tankage	=	5% of total RCS propellants
• Cryogenic Tankage:	Material	=	“Weldalite” Al/Li alloy
	Diameter	=	4.6 - 7.6 m
	Geometry	=	Cylindrical tanks with $\sqrt{2}/2$ domes
	Insulation	=	2 inches MLI + micrometeoroid debris shield
	LH ₂ /LOX Boiloff*	=	1.31/2.44 kg/m ² /month (LEO @ ~ 240 K)
		=	0.56/0.90 kg/m ² /month (in-space @ ~ 172 K)
		=	1.91/3.68 kg/m ² /month (LLO @ ~ 272 K)
• Contingency	Engines, shields and stage dry mass	=	15%

*Assumes 3 x “Lockheed Eqn” heat flux estimates for MLI Δt ~ 2 inches

An aluminum-lithium alloy “Weldalite” ($F_{tu} = 111$ ksi, $\rho = 0.0976$ lbm/in³ = 2700 kg/m³), has been used in previous NASA contractor studies²³ of expendable, two-stage chemical LTV systems, and is also assumed here for construction of the lunar NTR’s LH₂ and LOX propellant tanks. Wall thicknesses for the LH₂ tanks were calculated based on a 35 psi internal pressure and included hydrostatic loads using a “3g” load factor with a safety factor of 1.5. A 2.5 percent ullage factor was also assumed in this study. A 50 psi internal pressure was assumed for the LOX tanks resulting in wall thicknesses of ~0.1 inches.

A two-inch helium-purged, multilayer insulation (MLI) system (at 50 layers per inch) is assumed for thermal protection of the cryogenic tanks. This insulation thickness exceeds the “ground hold” thermal protection requirements for “wet-launched” LH₂ tanks which need a minimum of 1.5 inches of helium-purged insulation.²⁴ The installed density of the “2 inch MLI system” is ~2.62 kg/m², and

the resulting LH₂ boiloff rate in LEO is ~1.31 kg/m²/month (based on an estimated heat flux of ~0.22 W/m² at a LEO sink temperature of ~240 K). In lunar orbit, where the sink temperature and heat flux are estimated to be ~272 K and 0.32 W/m², respectively, the LH₂ boiloff rate increases by ~46% to 1.91 kg/m²/month. The corresponding boiloff rates for LOX are shown in Table 2. Finally, a 0.25 mm thick sheet of aluminum (corresponding to ~0.682 kg/m²) is included in the total tank weight estimates to account for micrometeoroid protection.

CHEMICAL AND NTR COMPARISON RESULTS

Figure 6 compares the relative size, mass and surface payloads for several piloted LTS options which include a LOX/LH₂ chemical system and several NTR systems operating without and with LOX-augmentation. Components for each piloted and cargo mission are delivered to LEO using two Shuttle C or SDV launches and assembled via a

simple rendezvous and docking maneuver. The chemical LTS (Figure 6a) utilizes a “two stage” LTV. The first ETO flight delivers the trans-lunar injection (TLI) stage while the second ETO flight, launched 30 days later, delivers the lunar orbit insertion/trans-Earth injection (LOI/TEI) stage, crew module, and single stage LLV with its surface payload.

Following rendezvous and docking and 2 days of system checkout in LEO, the TLI stage uses its 5 RL10-derivative engines (with $I_{sp} \sim 465$ s) to inject the piloted LOI/TEI stage and lander elements on a translunar trajectory after which the TLI stage is jettisoned. Three RL 10-derivative engines are used in the LOI/TEI stage to capture into and depart from lunar orbit after completion of the 45-day landing mission. The ~ 36 t LLV uses five throttleable RL 10s and can deliver ~ 5 t of surface payload on the piloted missions. On cargo missions, the 5 t crew module on the LLV can be removed and payloads on the order of ~ 28 t can be delivered on “1-way” trips to the lunar surface.

The expendable “all LH_2 ” NTR vehicle is a “two tank” stage (Figure 6b). The first ETO flight delivers the “core” stage which is powered by two small 15 klbf bimodal engines^{21,22} each capable of generating ~ 15 kW_e of electrical power using a closed Brayton cycle power conversion unit (CBC/PCU). The bimodal NTR design considered here was developed jointly by Aerojet,²⁵ Babcock and Wilcox and Energopool in the Commonwealth of Independent States (CIS) under a contract to GRC’s Nuclear Propulsion Office. The CBC/PCU is enclosed within the conical extension of the stage thrust structure which also provides support for an ~ 40 m² heat pipe radiator required for the two engine system. Other elements on the NTR “core” stage include: (1) two external radiation shields for crew protection; (2) a 7.6 m diameter by 17.5 m long LH_2 tank; (3) a forward cylindrical adaptor housing the RCS system, avionics and auxiliary power, and docking system; and (4) forward and aft cylindrical band skirts. The mass of the “dry” core stage, and its RCS and LH_2 propellant loads are 16.0, 0.4, and 49.3 t, respectively, for a total mass at liftoff of ~ 65.7 t. The “core” stage total length is a little over 24 m, well within the 27.4 m payload length limit of the Shuttle C-Block 1 / SDV launch vehicle designs.

The second ETO launch delivers another 66 t to LEO which consists of a second, smaller LH_2 tank and its “conical” core stage adaptor, the piloted LTV crew module, and the LLV with its payload. The “in-line” LH_2 tank is 4.6 m in diameter and 9.0 m long and has a 9 t LH_2 propellant capacity. After rendezvous and docking, the 46 m long NTR LTV and its payload depart for the Moon. A “single burn” Earth departure scenario includes gravity losses of ~ 392 m/s. The TLI burn duration is ~ 47.5 minutes and the total mission burn time for the two 15 klbf NTRs is ~ 61.4 minutes.

Because of its high I_{sp} (~ 940 s), the NTR-powered LTV can transport a larger (~ 44 t) piloted LLV to the Moon capable of landing ~ 9 t of surface payload—an 80% increase over the chemical system for the same IMLEO. The same LLV, minus the 5 t crew module, can deliver ~ 34 t of payload to the lunar surface on “1-way” cargo missions.

After lunar orbit rendezvous and docking of the piloted LLV with the LTV, and transfer of crew and lunar samples to the LTV crew module, the LLV is jettisoned and the NTR core stage performs a TEI burn to return to Earth. Following a 3.5 day transit, the LTV crew module separates for its ballistic reentry to Earth, while the NTR LTV performs a final small (~ 194 m/s) Earth perigee burn which places the spent stage on a “long-term disposal” trajectory into heliocentric space. This same disposal scenario is repeated on cargo missions.

Performance Impact of Introducing LUNOX and then LANTR Technologies

The first significant step towards reducing space transportation costs is achieved when lunar outpost assets and LUNOX production levels become sufficient to support a lunar surface-based LLV. By not having to transport a “wet” LLV to LLO on each flight, the expendable NTR stage now has sufficient propellant capacity to operate in the “reuse mode” (Figure 6c) while transporting up to ~ 9 t of payload to LLO. An expendable, Shuttle C-class propellant tanker would be used to refuel the stage with ~ 58 t of LH_2 before each new mission. Also, with ~ 19.1 t of LUNOX required by the LLV for each round trip to and from LLO, LUNOX production levels will depend on the number of cargo and piloted missions conducted annually.

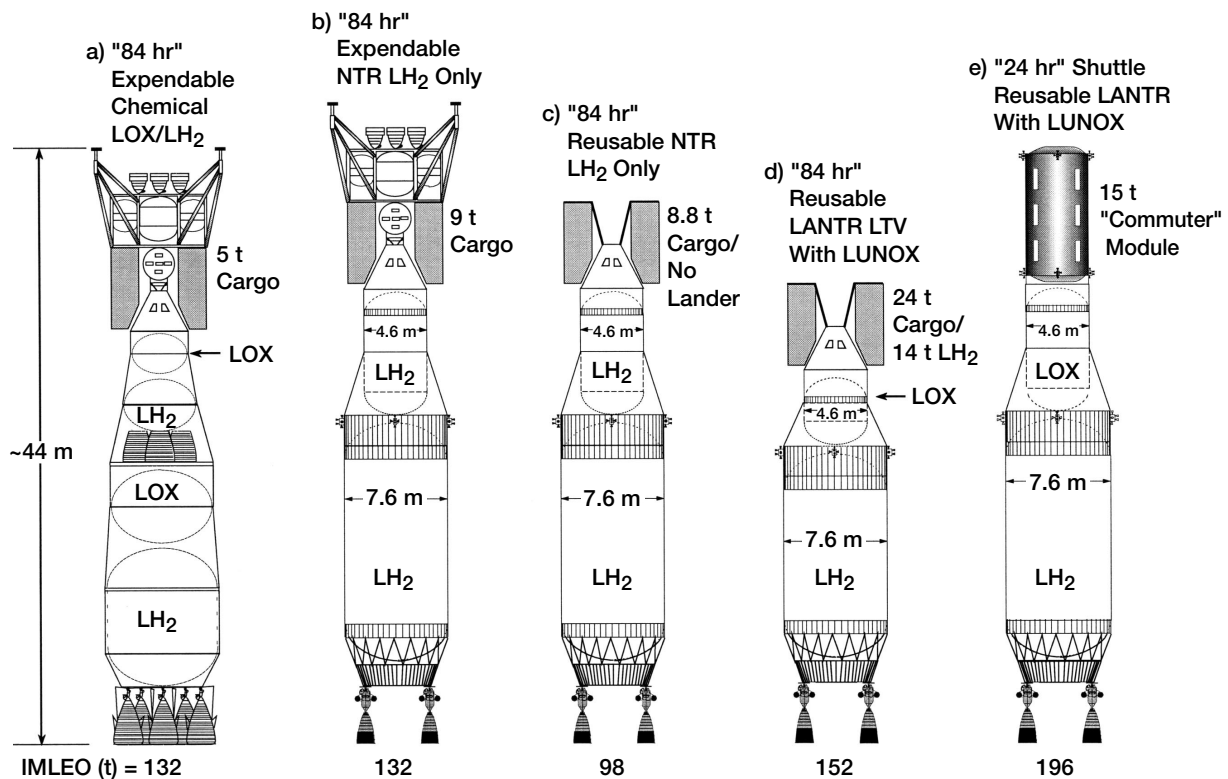


Figure 6.—Relative Size/Mass of Chemical and NTR Vehicles Without and With LOX Augmentation.

Next, as LUNOX becomes available in LLO, the two 15 klbf NTRs would be outfitted with a LOX propellant feed system and afterburner nozzles for bipropellant operation. Transition to a “LANTR-based” lunar architecture now begins with smaller, reusable LTVs (Figure 6d) delivering ~38 t of cargo and “Earth-supplied” propellants to LLO on each flight (> 400% payload increase). Surface-based LLVs would be used to transport crew and cargo to the Moon. They would also deliver LUNOX to LLO to “reoxidize” the LANTR LTV and then return to the Moon with “Earth-supplied” LH_2 for future use in LLVs and LUNOX production facilities.

In transitioning from an expendable to reusable mission architecture, the LLV loses some of its cargo delivery capability. This is due to the fact that the lander’s tankage and propellant load (~22.3 t of LOX/LH_2 at $\text{MR} = 6$) was sized to deliver ~9 t of surface payload on the initial expendable piloted missions. When the LLV (which has a “dry” mass of 11.4 t including its 5 t crew cab) operates from the

lunar outpost, ~11.5 t of propellant is used in ascending to LLO for rendezvous with the LTV. This estimate assumes an ascent ΔV of ~1900 m/s and an Isp of ~465 s for the LLV. To land ~20.5 t of cargo and 4 crew on the lunar surface requires ~18.2 t of propellant assuming a descent ΔV of ~2000 m/s. The 10.8 t of LOX/LH_2 propellant remaining in the LLV after ascent is therefore inadequate to transport this much cargo.

In the mission strategy we adopt here, the LANTR LTV doubles as a “tanker” vehicle and is loaded with additional propellant that is transferred to the LLV after rendezvous. This “topping off” of the LLV’s tanks with ~7.4 t of LOX/LH_2 propellant allows the crew and its entire cargo shipment to be delivered to the surface on one round trip LLV mission. The reusable LTV shown in Figure 6d operates at a $\text{MR} = 3$ (Isp ~647 s) both outbound and inbound, refuels with ~21.2 t of LUNOX for Earth return, and is a smaller overall vehicle than its expendable “all LH_2 ” counterpart, even with its

increased performance. The oxygen tank holds ~62 t of LOX of which ~6.4 t is used for “topping off” the LLV and the remainder for the LTV’s TLI and LOI maneuvers. The LH₂ tank is 7.6 m in diameter, 15 m in length and holds ~39 t of LH₂. Of this amount ~11 t is cargo. Two autonomous LLV “tanker” flights (see Figure 3), each supplying ~10.6 t of LUNOX to the orbiting LANTR LTV, return to the Moon with ~10 t of LH₂ necessary to support the three LLV flights required for each subsequent LTV mission. With time, the deployment of a propellant depot in LLO will eliminate the need for LOX transport by the LTV. This will increase the LTV’s delivery capability of cargo and LH₂ propellant to ~24 t and 14 t, respectively (see Figure 6d).

Compared to monopropellant NTRs, the LANTR engines are ~5% longer (an expansion ratio of 500 to 1 is used for improved LOX combustion efficiency) and ~6% heavier (attributed to the larger nozzle and the addition of the LOX propellant feed system). However, at a MR = 3, the thrust output (F) from the two 15 klbf LH₂-cooled NTRs is increased by ~275% to ~82.5 klbf. This augmented thrust level significantly reduces the TLI burn duration and gravity losses to ~17.2 minutes and ~72 m/s, respectively, compared to 47.5 minutes and 392 m/s for the expendable “all LH₂” 30 klbf NTR system. Total mission burn time is also cut in half to ~28.9 minutes compared to ~61.4 minutes for the expendable system. Also, because the LANTR engine’s fuel lifetime is ~5 hours at a hydrogen exhaust temperature of ~2900 K (see Figure 5), the LANTR system can perform ~10 round trip lunar missions before being replaced thereby reducing overall LTS recurring costs.

The reusable LANTR LTV has an IMLEO of ~151.8 t which includes the 17.9 t “dry” stage, a 10.7 t piloted LTV crew module, 20.5 t of non-propellant cargo, and RCS, LH₂, and LOX propellant loads of ~1.7, 39 and 62 t, respectively. During initial deployment, the entire LANTR LTV, including its RCS and LH₂ propellant loads, can be launched on a single Shuttle C or SDV. The LOX tank would require on-orbit filling from an expendable tanker or propellant depot. For subsequent piloted missions, the total mass needed to outfit and refuel the LTV stage is ~123.2 t which again can be delivered using two 66 t-class Shuttle C /SDV launch vehicles.

Approximately 76.5 t of LUNOX (~21.2 t for LTV return, ~19.1 t for the piloted LLV, and ~36.2 t for the two tanker LLVs) must be produced to support each reusable LTV mission. At a low LUNOX production capacity (~12 to 24 t/year), small automated LUNOX units with teleoperated mining equipment would be delivered to LLO by mono-propellant NTR and later LANTR systems, and then transported to the lunar surface using “on-board” chemical propulsion systems.²⁶ As capacity increases to hundreds of tons per year and more, surface assembly of larger production units will be required to avoid the mass penalties associated with delivering increased numbers of low-rate production plants.⁷

A TYPICAL “COMMUTER TRIP” TO THE MOON

With LUNOX production underway and a reusable LANTR-based LTS in service, initial lunar outposts will grow into permanent settlements staffed by visiting scientists and engineers representing both government and private commercial ventures (see Figure 3). Eventually, frequent flights to the Moon of shortened duration could also become commonplace. The LANTR concept can enable a rapid “commuter” shuttle capable of 24 hour “1-way” trip times to and from the Moon, about what it now takes to travel from Washington, D.C. to Sydney, Australia. Shortening transit times will require significant increases in both the outbound and inbound ΔV budgets (see Figure 7) and necessitate multiple spacecraft engines for improved reliability and increased passenger safety. In the Apollo program, a 3.5 day trip to the Moon required an outbound ΔV of ~4.1 km/s. For the 24 hour “1-way” trip times examined here, the required ΔV budget is ~6.9 km/s!

The LANTR-based “commuter” shuttle, illustrated in Figure 8 and on our cover page, is a modified version of the “all LH₂” NTR vehicle and is capable of delivering a 15 t passenger module to the Moon in a single day. In addition to utilizing LANTR engines, the other principal vehicle modification is the use of LOX instead of LH₂ in the small “in-line” propellant tank located ahead of the LH₂ “core” stage (Figure 6e). In our reference commuter flight, we assume the LANTR shuttle uses only “Earth-supplied” LH₂ in traveling to and from the Moon with “Earth-supplied” LOX and LUNOX used only on the

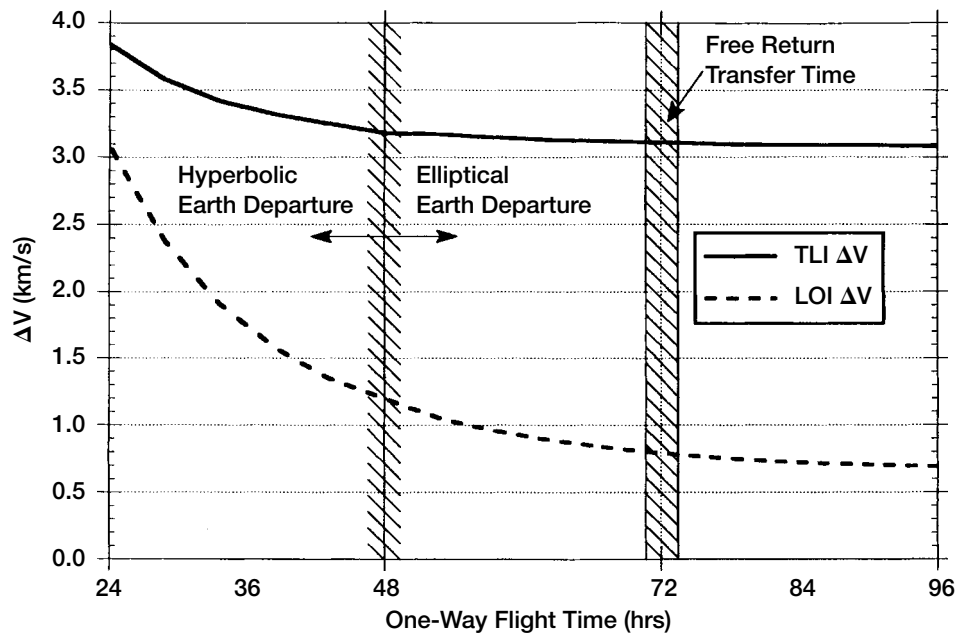


Figure 7.—TLI and LOI ΔV Variation with "1-way" Flight Time (300 km Lunar Orbit).




Figure 8.—A LANTR-powered Transfer Stage Leaves Earth Orbit Carrying a Passenger Transport Module on a "24 Hour" Trip to the Moon.

outbound and inbound mission legs, respectively. To extend the service lifetime of the lunar shuttle, the LANTR engines are also operated at a reduced hydrogen exhaust temperature of ~2600 K which increases fuel lifetime to ~34.5 hours compared to ~5 hours at 2900 K (see Figure 5).

During the transit out to the Moon, the twin LANTR engines operate at a $MR = 4$ ($F \sim 100$ kbf and $I_{sp} \sim 595$ s) while on the return trip to Earth, a $MR = 6$ ($F \sim 126$ kbf and $I_{sp} \sim 537$ s) is used. These conditions provide both near optimum performance levels and vehicle components of sufficient size to allow deployment using 2 Shuttle C flights. The initial and resupply propellant needs of the “24 hour” LANTR shuttle are provided by a LEO propellant depot assumed to be in existence during this period. The commuter shuttle’s LOX tank is 4.6 m in diameter, ~7.5 m long and holds ~112 t of Earth-supplied LOX for the outbound lunar flight. It is resupplied in LLO with ~94 t of LUNOX for the 24 hour trip back to Earth. The LANTR shuttle uses the same size LH₂ tank as the expendable NTR system to maximize hardware commonality and reduce development costs. It carries ~46 t of LH₂ required for the round trip mission.

The “24 hour” LANTR shuttle has an IMLEO of ~195.6 t that includes the 21.3 t “dry” vehicle, the 15 t passenger module, and RCS, LH₂ and LOX propellant loads of ~1.5, 45.5 and 112.3 t, respectively. Total engine burn time for the “24 hour” mission is just under 47 minutes with the longest single burn being the TLI maneuver at ~21.2 minutes. With a 34.5 hour fuel lifetime, a typical LANTR shuttle could perform ~44 missions. Assuming a four ship fleet with weekly trips to the Moon, each LANTR shuttle would make 13 lunar flights per year resulting in a service life of ~3.3 years. Near the end of life, the shuttle’s LH₂ core stage could be used to deliver cargo to the Moon or Mars before being disposed of in heliocentric space. The 15 t passenger transport module is ~4.6 m in diameter and ~8 m long, and can be delivered to orbit using the current Space Shuttle or the next generation RLV.

To support weekly commuter flights to the Moon will require annual LUNOX production levels of ~11,000 t/yr (see Table 3). Approximately 4900 t are used by the LANTR shuttles and just under 6000 t by four second-generation “Sikorsky-style” LUNOX tanker LLVs which fly one supply mission to the LLO propellant depot each week over the

course of a year. Each tanker LLV has a “dry” mass of ~10.9 t and carries ~33.6 t of LOX/LH₂ propellant in addition to the ~30 t “mobile” tanker vehicle with its 25 t LUNOX payload.

A preliminary assessment of plant mass, power level, regolith throughput, and required mining area has been made assuming a LUNOX operation employing eleven modular units each with a production capacity of 1000 t/yr. Table 4 compares characteristics for two LUNOX plants—one based on hydrogen reduction of ilmenite⁷ and the other on “iron-rich” volcanic glass. The advantages of using volcanic glass feedstock are apparent and indicate mass and power requirements ~68% and 80% that of an ilmenite reduction plant using a soil feedstock. The 4% O₂ yield using volcanic glass beads (“orange soil”) also translates into more than an order of magnitude reduction in the amount of mined regolith. To produce ~11,000 t of LUNOX annually will require a regolith throughput of ~2.75 x 10⁵ t/yr and a soil mining rate of ~90 t per hour assuming a 35% mining duty cycle (i.e., 70% of the available lunar daylight hours). While this number is large, it is modest compared to terrestrial coal and proposed lunar helium-3 mining activities. For example, with a single 1000 MW_e “coal-fired” power plant consuming about sixty 100 ton train cars of coal per day, the annual U.S. production rate for coal exceeds 500 million tons! Similarly, proposals for mining helium-3 on the Moon²⁷ to support a future fusion-based power economy in the U.S. would require the processing of ~2.8 billion tons of regolith to obtain the 20 t of He³ needed annually (see Table 4).

Because of the abundance of oxygen in the lunar regolith, the scale of the mining operation to support routine commuter flights to the Moon is not unrealistic. Figure 9 illustrates the areal extent and potential LUNOX yield from our candidate mining site at the southeastern edge of Mare Serenitatis. Assuming an area of ~2000 km², a mining depth of ~5 m, a soil density representative of the Apollo 17 orange soil ($\rho \sim 1.8$ t/m³), and a MMR of 25 to 1, a LUNOX yield of ~700 million tons is possible. Also illustrated in Figure 9 are the required mining areas needed to support weekly, as well as, daily commuter flights to the Moon. Even at the higher production rate of ~77,000 t/yr, there are sufficient LUNOX resources at this one site to support daily lunar commutes for the next 9000 years and many more sites of “iron-rich” volcanic glass have been identified.²⁸

Table 3. LUNOX Requirements for “24 Hour” Commuter Flights to the Moon

<u>24 Hour “1-way” Transits (15 t / 20 Passenger Transport Module):</u>		
LTV: (94.0 t LUNOX / mission*) x 52 weeks / year		= 4888 t / year
LLV: (28.8 t LUNOX / flight ⁺) x (1 flight / LLV / week)		
x 4 LLVs x 52 weeks / year		= <u>5990 t / year</u>
Total LUNOX Rate		=10878 t / year

*Assumes LUNOX Usage on “Moon-to-Earth” Transit only

+Assumes LLV Transports ~25 t of LUNOX to LLO and Returns to Lunar Surface with Empty 5 t “Mobile” LUNOX Tanker Vehicle

Table 4. Comparison of Different Lunar Mining Concepts
—Plant Mass, Power and Regolith Throughput—

• <u>Hydrogen Reduction of Ilmenite</u> ⁷ : (LUNOX Production @ 1000 t/year)		
• Plant Mass (Mining, Beneficiation, Processing and Power)		= 244 t
• Power Requirements (Mining, Beneficiation and Processing)		= 3.0 MWe
• Regolith Throughput (assumes soil feedstock @ 7.5 wt% ilmenite and mining mass ratio (MMR) of 327 t of soil per ton of LUNOX)		= 2.3x10 ⁵ t/yr
• <u>Hydrogen Reduction of “Iron-rich” Volcanic Glass</u> : (LUNOX Production @ 1000 t/yr)		
• Plant Mass (Mining, “limited” Beneficiation, Processing and Power)		= 167 t
• Power Requirements (Mining, “limited” Beneficiation and Processing)		= 2.4 MWe
• Regolith Throughput (“limited” beneficiation, direct processing of “iron-rich” volcanic glass (“orange soil”) with 4% O ₂ yield and MMR = 25 to 1)		= 2.5x10 ⁴ t/yr
• <u>Lunar Helium-3 Extraction</u> : (5000 kg (5 t) He ³ /year)		
• Mobile Miners (150 miners required each weighing 18 t/ each miner produces 33 kg He ³ per year)		= 2700 t
• Power Requirements (200 kW direct solar power/miner)		= 30.0 MW
• Regolith Throughout (processing and capture of Solar Wind Implanted (SWI) volatiles occurs aboard the miner)		= 7.1x10 ⁸ t/yr

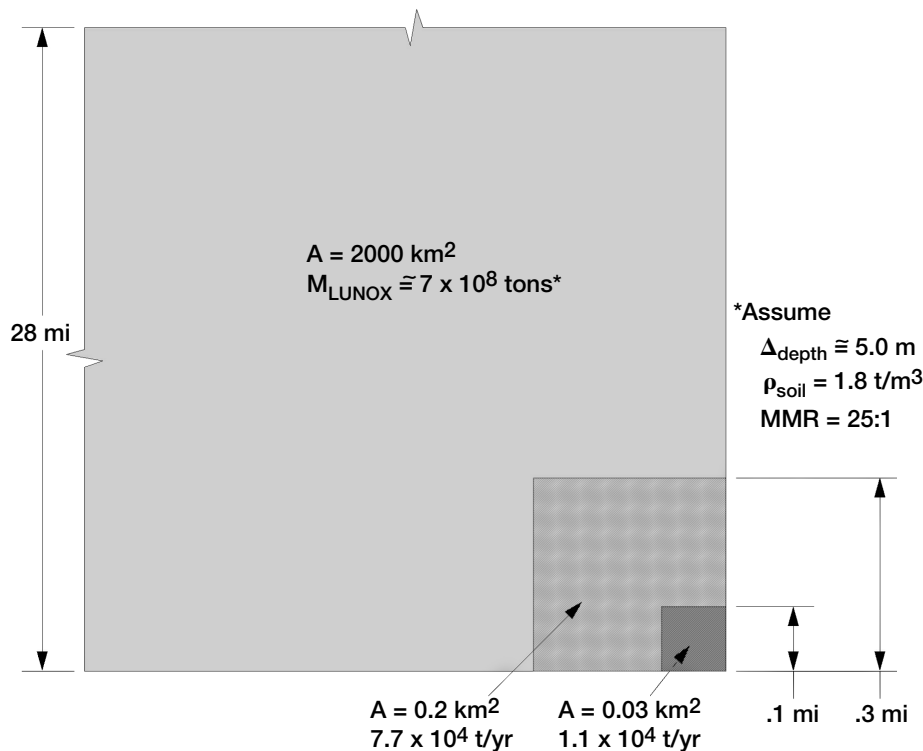


Figure 9.—Required Mining Areas and LUNOX Production Rates to Support Routine Commuter Flights to the Moon.

How might a typical “commuter” trip to the Moon proceed? A possible scenario might start with passengers boarding a future transatmospheric shuttle or a passenger version of the RLV for a flight to the International Space Station (ISS). There they would enter a “passenger transport module” (PTM) containing its own life support, power, instrumentation and control, and auxiliary propulsion systems. The PTM provides the “brains” for the LANTR-powered shuttle and is home to the 18 passengers and 2 crew members while enroute to the Moon. After departing from the ISS, the PTM docks with a fully fueled LANTR shuttle awaiting it a safe distance away. At the appropriate moment, the LANTR engines are powered up and the shuttle climbs rapidly away from Earth (Figure 8). Acceleration levels experienced by the passengers during Earth departure range from $\sim 0.23 g_E$ to $\sim 0.46 g_E$ near the end of the TLI burn.

Following a 24 hour trip to the Moon, the LANTR shuttle arrives in LLO where the PTM detaches and docks with a waiting LLV (Figure 10). A commercial propellant depot provides a

convenient staging point for LLO operations supplying the LANTR shuttle with LUNOX for Earth return and the “Sikorsky-style” LLV with Earth-supplied LH_2 needed to deliver the PTM to the lunar surface. From here the PTM is lowered to a “flat-bed” surface vehicle and electronically engaged providing it with surface mobility (see Figure 11). The PTM then transports itself to the lunar base airlock for docking and passenger unloading (shown in lower right foreground of Figure 3). The scenario is reversed on the return trip to Earth where peak acceleration levels reach $\sim 1.2 g_E$ at the end of the Earth orbit capture burn.

CONCLUSION

The revolutionary performance capability discussed in this paper is the result of combining two, relatively near term, “high leverage” technologies. Together, LANTR propulsion and LUNOX have an “effective Isp” of ~ 1500 to 2000 s which is equivalent to that predicted for advanced “gas core” NTR systems. Using chemical propulsion, a fully reusable “advanced technology” system (propellant mass fraction of 0.88 and Isp of ~ 480 s), would require



Figure 10.—A Surface-based LLV Prepares to Dock with a Passenger Transport Module Delivered to Lunar Orbit by the LANTR-powered Transfer Stage.




Figure 11.—After Landing on the Lunar Surface, the Passenger Transport Module Departs for the Lunar Settlement Aboard a "Flatbed" Surface Transport.

IMLEO and LUNOX production levels 2 to 3 times higher than LANTR to perform the same commuter flight.

In addition to enabling commuter flights to the Moon, the LANTR concept is expected to dramatically improve space transportation performance wherever extraterrestrial sources of LOX and LH₂ can be acquired such as the Martian system, main-belt asteroids and the Galilean satellites Europa, Ganymede, and Callisto. In the future, reusable biconic-shaped LANTR-powered ascent/descent vehicles, operating from specially prepared landing sites on Mars, could be used to transport modular payload elements to the surface while resupplying orbiting transfer vehicles with propellants needed to reach refueling depots in the asteroid belt. From there, the LANTR-powered transfer vehicles could continue on to the “water rich” moons of the Jovian system, providing a reliable foundation for the development and eventual human settlement of the Solar System.

This December (1997) marks the 25th anniversary of the Apollo 17 mission to Taurus-Littrow and unfortunately, the termination of both the Apollo and NERVA nuclear rocket programs. In the not-so-distant future, the technological progeny from these two historic programs—LUNOX and LANTR—could provide the traveling public the type of revolutionary space transportation portrayed in *2001: A Space Odyssey* and in Clarke’s novel²⁹ by the same name thereby allowing future Dr. Floyds the opportunity to make “...utterly without incident and in little more than one day, the incredible journey of which men had dreamed for two thousand years...” a routine flight to the Moon.

REFERENCES

1. *2001: A Space Odyssey*, produced and directed by S. Kubrick, screenplay by S. Kubrick and A.C. Clarke, a Metro-Goldwyn-Mayer (MGM) film released 1968.
2. D.A. Brown, “International Space Station Faces Further Delays, Controversy,” *Launchspace*, (June/July 1997), pp. 30–34.
3. M.H. Kaplan, “The Reusable Launch Vehicle: Is the Stage Set?” *Launchspace*, (March 1997), pp. 26–30.
4. *The Strategic Plan—NASA’s Enterprise for the Human Exploration and Development of Space*, National Aeronautics and Space Administration, (January 1996).
5. T.S. Sullivan and D.S. McKay, *Using Space Resources*, NASA Johnson Space Center (1991).
6. L.A. Taylor and W.D. Carrier III, “The Feasibility of Processes for the Production of Oxygen on the Moon,” in *Engineering, Construction & Operations in Space III*, New York, 1992, pp. 752–762.
7. E.L. Christiansen, et al., “Conceptual Design of a Lunar Oxygen Pilot Plant,” *Eagle Engineering Report No. 88–182*, Eagle Engineering, Inc., Houston, Texas (July 1, 1988).
8. W.R. Stump, et al., “Support to Extraterrestrial Propellant Leveraging Trade Study,” *Eagle Engineering Report No. 89–251*, Eagle Engineering, Inc., Houston, Texas (August 15, 1989).
9. C.C. Allen, R.V. Morris, and D.S. McKay, “Experimental Reduction of Lunar Mare Soil and Volcanic Glass,” *Journal of Geophysical Research*, **99**, 23, 173 (November 1994).
10. C.C. Allen and D.S. McKay, “Lunar Oxygen Production—Ground Truth and Remote Sensing,” *AIAA–95–2792*, American Institute of Aeronautics and Astronautics (July 1995).
11. C.C. Allen, “Prospecting for Oxygen on the Moon,” *Ad Astra*, (Nov./Dec. 1996), pp. 34–39.
12. W.H. Gregory, “Apollo 17 Photos Confirm Color of Soil Discovered at ‘Shorty’,” *Aviation Week & Space Technology*, (January 1, 1973), p. 15.
13. W.H. Gregory, “Orange Soil Could Revive Lunar Projects,” *Aviation Week & Space Technology*, (January 1, 1973), pp. 41–44.
14. M.B. Duke and M. Treadwell, “A Proposal for Risk Sharing in the Development of a Lunar Oxygen Plant,” in *Engineering, Construction, and Operations in Space II: Vol. 1*, New Mexico, 1990, pp. 41–49.

15. T.F. Rogers, "The People Payload: Does the U. S. Space Transportation Industry Take Space Tourism Seriously?" Ad Astra, (March/April 1995), pp. 36–39.
16. L. David, "NASA Begins Space Tourism Enterprise Assessment—Findings Could Influence the Future of X-33," Space News, (September 18–24, 1995).
17. C.C. Priest and G.R. Woodcock, "Space Transportation Systems Supporting a Lunar Base," AIAA-90-0422, American Institute of Aeronautics and Astronautics (January 1990).
18. America at the Threshold—America's Space Exploration Initiative, Report of the Synthesis Group, Available from the Superintendent of Documents, U.S. Government Printing Office, Washington, DC 20402 (May 1991).
19. "Analysis of the Synthesis Group's *Space Resource Utilization* Architecture," ExPO Document XE-92-004 (February 1992).
20. S.K. Borowski, "The Rationale/Benefits of Nuclear Thermal Rocket Propulsion for NASA's Lunar Space Transportation System," AIAA-91-2052, American Institute of Aeronautics and Astronautics (June 1991).
21. S.K. Borowski, et al., "A Revolutionary Lunar Space Transportation System Architecture Using Extraterrestrial LOX-Augmented NTR Propulsion," AIAA-94-3343, American Institute of Aeronautics and Astronautics (June 1994).
22. S.K. Borowski, D.W. Culver, and M.J. Bulman, "Human Exploration and Settlement of the Moon Using LUNOX-Augmented NTR Propulsion," in Proc. 12th Symposium on Space Nuclear Power and Propulsion, AIP Conf. Proc. No. 324, January 1995, Vol. 1, pp. 409–420.
23. "Space Transfer Vehicle Concepts and Requirements Study," Martin Marietta, Denver, Colorado, Marshall Space Flight Center Space Transportation Week #5 Report, December 4, 1991.
24. R.H. Knoll, R.J. Stochl, and R. Sanabria, "A Review of Candidate Multilayer Insulation Systems for Potential Use on Wet-Launched LH₂ Tankage for the Space Exploration Initiative Lunar Mission," AIAA-91-2176, American Institute of Aeronautics and Astronautics (June 1991).
25. D.W. Culver, V. Kolganov, and R. Rochow, "Low Thrust, Deep Throttling, US/CIS Integrated NTRE," 11th Symposium on Space Nuclear Power Systems, Albuquerque, New Mexico, (January 9–13, 1994).
26. B.K. Joosten and L.A. Guerra. "Early Lunar Resource Utilization: A Key to Human Exploration," AIAA-93-4784, American Institute of Aeronautics and Astronautics (September 1993).
27. I.V. Sviatoslavsky, "Processes and Energy Costs for Mining Lunar Helium-3," in Workshop Proc. on Lunar Helium-3 and Fusion Power, NASA CP-10018 (1988), pp. 129–146.
28. B.R. Hawke, C.R. Coombs, and B. Clark, "Pyroclastic Deposits as Sites for Lunar Bases," in Engineering, Construction, and Operations in Space II: Vol. 1, New Mexico, 1990, pp. 78–87.
29. A.C. Clarke, 2001: A Space Odyssey, based on a screenplay by S. Kubrick and A.C. Clarke, a Signet Book, published by The New American Library, Inc., (July 1968), p. 61.

REPORT DOCUMENTATION PAGE			Form Approved OMB No. 0704-0188	
Public reporting burden for this collection of information is estimated to average 1 hour per response, including the time for reviewing instructions, searching existing data sources, gathering and maintaining the data needed, and completing and reviewing the collection of information. Send comments regarding this burden estimate or any other aspect of this collection of information, including suggestions for reducing this burden, to Washington Headquarters Services, Directorate for Information Operations and Reports, 1215 Jefferson Davis Highway, Suite 1204, Arlington, VA 22202-4302, and to the Office of Management and Budget, Paperwork Reduction Project (0704-0188), Washington, DC 20503.				
1. AGENCY USE ONLY (Leave blank)		2. REPORT DATE June 2003		3. REPORT TYPE AND DATES COVERED Technical Memorandum
4. TITLE AND SUBTITLE "2001: A Space Odyssey" Revisited—The Feasibility of 24 Hour Commuter Flights to the Moon Using NTR Propulsion with LUNOX Afterburners			5. FUNDING NUMBERS WU-953-20-0C-00	
6. AUTHOR(S) Stanley K. Borowski and Leonard A. Dudzinski				
7. PERFORMING ORGANIZATION NAME(S) AND ADDRESS(ES) National Aeronautics and Space Administration John H. Glenn Research Center at Lewis Field Cleveland, Ohio 44135-3191			8. PERFORMING ORGANIZATION REPORT NUMBER E-11441	
9. SPONSORING/MONITORING AGENCY NAME(S) AND ADDRESS(ES) National Aeronautics and Space Administration Washington, DC 20546-0001			10. SPONSORING/MONITORING AGENCY REPORT NUMBER NASA TM-1998-208830-REV2 AIAA-97-2956	
11. SUPPLEMENTARY NOTES Prepared for the 33rd Joint Propulsion Conference cosponsored by the AIAA, ASME, SAE, and ASEE, Seattle, Washington, July 6-9, 1997. Responsible person, Stanley K. Borowski, organization code 6510, 216-977-7091.				
12a. DISTRIBUTION/AVAILABILITY STATEMENT Unclassified - Unlimited Subject Categories: 12, 15, 16, and 20 Available electronically at http://gltrs.grc.nasa.gov/GLTRS This publication is available from the NASA Center for AeroSpace Information, 301-621-0390.			12b. DISTRIBUTION CODE	
13. ABSTRACT (Maximum 200 words) The prospects for "24 hour" commuter flights to the Moon, similar to that portrayed in 2001: A Space Odyssey but on a more Spartan scale, are examined using two near term, "high leverage" technologies—liquid oxygen (LOX)-augmented nuclear thermal rocket (NTR) propulsion and "lunar-derived" oxygen (LUNOX) production. Iron-rich volcanic glass, or "orange soil," discovered during the Apollo 17 mission to Taurus-Littrow, has produced a 4% oxygen yield in recent NASA experiments using hydrogen reduction. LUNOX development and utilization would eliminate the need to transport oxygen supplies from Earth and is expected to dramatically reduce the size, cost and complexity of space transportation systems. The LOX-augmented NTR concept (LANTR) exploits the high performance capability of the conventional liquid hydrogen (LH ₂)-cooled NTR and the mission leverage provided by LUNOX in a unique way. LANTR utilizes the large divergent section of its nozzle as an "afterburner" into which oxygen is injected and supersonically combusted with nuclear preheated hydrogen emerging from the engine's choked sonic throat—essentially "scramjet propulsion in reverse." By varying the oxygen-to-hydrogen mixture ratio, the LANTR engine can operate over a wide range of thrust and specific impulse (Isp) values while the reactor core power level remains relatively constant. The thrust augmentation feature of LANTR means that "big engine" performance can be obtained using smaller, more affordable, easier to test NTR engines. The use of high-density LOX in place of low-density LH ₂ also reduces hydrogen mass and tank volume resulting in smaller space vehicles. An implementation strategy and evolutionary lunar mission architecture is outlined which requires only Shuttle C or "in-line" Shuttle-derived launch vehicles, and utilizes conventional NTR-powered lunar transfer vehicles (LTVs), operating in an "expendable mode" initially, to maximize delivered surface payload on each mission. The increased payload is dedicated to installing "modular" LUNOX production units with the intent of supplying LUNOX to lunar landing vehicles (LLVs) and then LTVs at the earliest possible opportunity. Once LUNOX becomes available in low lunar orbit (LLO), monopropellant NTRs would be outfitted with an oxygen propellant module, feed system and afterburner nozzle for "bipropellant" operation. Transition to a "reusable" mission architecture now occurs with smaller, LANTR-powered LTVs delivering ~400% more payload on each piloted round trip mission than earlier expendable "all LH ₂ " NTR systems. As initial lunar outposts grow to eventual lunar settlements and LUNOX production capacity increases, the LANTR concept can enable a rapid "commuter" shuttle capable of 24 hour "one way" trips to and from the Moon. A vast deposit of "iron-rich" volcanic glass beads identified at just one candidate site—located at the southeastern edge of Mare Serenitatis—could supply sufficient LUNOX to support daily commuter flights to the Moon for the next 9000 years!				
14. SUBJECT TERMS Nuclear thermal rocket; NTR; Lunar oxygen; LUNOX; In-situ resource utilization; High thrust; Nuclear propulsion; Moon; Spacecraft; Lunar; LOX-augmented NTR; LANTR			15. NUMBER OF PAGES 26	
			16. PRICE CODE	
17. SECURITY CLASSIFICATION OF REPORT Unclassified	18. SECURITY CLASSIFICATION OF THIS PAGE Unclassified	19. SECURITY CLASSIFICATION OF ABSTRACT Unclassified	20. LIMITATION OF ABSTRACT	