

The NOAA Small Boat Standards and Procedures Manual



1st Edition

Created by

**The NOAA Small Boat Safety Board
with input from OMAO and other area experts**

March 19, 2008

This page intentionally left blank.

NOAA SMALL BOAT STANDARDS AND PROCEDURES MANUAL

TABLE OF CONTENTS

SECTION 1. INTRODUCTION.....	8
.01 Purpose.....	8
.02 Wording	8
.03 Distribution	8
.04 Manual Review	9
.05 Waivers and Emergency Action	10
.06 Other Guidance	11
SECTION 2. ROLES AND RESPONSIBILITIES.....	12
.01 NOAA Marine and Aviation Operation Director	12
.02 Office of the Chief Administrative Officer.....	12
.03 Small Boat Program Manager (Manager).....	12
.04 Small Boat Safety Board.....	13
.05 Line Office Assistant Administrator.....	13
.06 Line Office Small Boat Officer (LOSBO).....	13
.07 Program Director	14
.08 Vessel Operations Coordinator (VOC).....	14
.09 Operator-in-Charge (OIC)	14
.10 Small Boat Operator	15
.11 Crewmember.....	15
.12 Persons Other than Crew	15
SECTION 3. SMALL BOAT GENERAL POLICIES	16
.01 Official Use.....	16
.02 Transportation of Passengers	16
.03 Small Boat Command Designation.....	16
.04 Small Boat Control	16
.05 Personnel Authorized to Operate NOAA Small Boats.....	17
.06 Seamanship and Conduct.....	17
.07 Alcohol, Drugs, Narcotics.....	17
.08 Smoking Restrictions	17
.09 Additional NOAA Policies	17

SECTION 4. QUALIFICATION, EVALUATION, AND DESIGNATION	18
.01 Introduction.....	18
.02 Small Boat Categories.....	18
.03 Required Credentials and Training for Small Boat Operators.....	18
.04 Personnel Qualification Standards Checklist.....	19
.05 Training for Crewmembers.....	19
.06 CPR and First Aid Training	19
.07 Documentation	20
.08 Currency Requirements	20
.09 Delinquency	20
.10 Small Boat Operator Currency Responsibilities	20
.11 Reporting.....	20
SECTION 5. SAFE MANNING REQUIREMENTS	21
.01 General.....	21
.02 Succession to Command	21
.03 Minimum Safe Manning Levels	21
.04 Dive operations	22
.05 Solo Operations.....	22
SECTION 6. SMALL BOAT OPERATING PROCEDURES	23
.01 Prior to Engine Start-Up	23
.02 Start-Up Procedures	26
.03 Underway Operations	26
.04 Shut-Down Procedures	27
.05 Small Boat Clean-Up Procedures	28
.06 Office Float Plan Maintenance	28
.07 Float Plan Delinquency	28
SECTION 7. SMALL BOAT CREW DUTY PERFORMANCE.....	29
.01 Crew Duties	29
.02 Watch Standing.....	29

SECTION 8. MINIMUM EQUIPMENT.....	30
.01 Emergency Equipment.....	30
.02 Communications and Navigation Electronics.....	31
.03 Other Equipment.....	31
SECTION 9. EMERGENCY PROCEDURES.....	32
.01 Responsibility	32
.02 Emergency Drills	32
.03 Emergency Communications	32
.04 Emergency Procedures.....	33
SECTION 10. ACCIDENT REPORTING AND INVESTIGATION.....	34
.01 Major Incidents	34
.02 Minor Incidents and Close Calls.....	34
.03 Investigation Assistance.....	35
SECTION 11. HAZARDOUS MATERIALS/WASTE MANAGEMENT AND POLLUTION PREVENTION CONTROL.....	36
.01 Environmental Compliance	36
.02 Hazardous Materials	36
.03 Pollution Prevention Control	37
.04 Marine Sanitation Devices.....	37
SECTION 12. SMALL BOAT INSPECTION REQUIREMENTS	38
.01 General.....	38
.02 Responsibility	38
.03 Inspection Procedures for Class A, Class I and Class II boats and all boat trailers.....	38
.04 OMAO Inspection Procedures for Class III small boats and SRVs	39
SECTION 13. SMALL BOAT ACQUISITIONS, ALTERATIONS, AND REPAIRS.	42
.01 Small Boat Acquisition.....	42
.02 Marine Surveys	42
.03 Alteration and Repair of Small Boats.....	43
.04 Stability Standard.....	43

SECTION 14. NOAA SMALL BOAT VISUAL IDENTIFICATION AND REGISTRATION	44
.01 General.....	44
.02 Requirements	44
.03 Responsibility	44
.04 Visual Identification.....	44
.05 Exemptions	47
.06 Flags	48
.07 NOAA Hull-Registration Numbers.	49
SECTION 15. CONFIGURATION MANAGEMENT	51
SECTION 16. MAINTENANCE.....	52
.01 General.....	52
.02 Financial Support for Small Boat Maintenance.....	52

APPENDICES	53
Appendix A. NAO 209-125: NOAA Small Boat Program.....	54
Appendix B. Procedures Of Risk Analysis And Management	61
Appendix C. Small Boat Operations Manual Table Of Contents Template	63
Appendix D Small Boat Safety Board Charter	67
Appendix E – NOAA Boat Operator Qualifications Letter.....	70
Appendix F. Personnel Qualifications Standards (PQS) – Minimum Requirements	71
Appendix G. Safety Orientation Briefing	73
Appendix H. Operational Risk Assessment Form (GAR).....	74
Appendix I. Float Plan/Trip Report Form Example.	76
Appendix J. Minimum Small Boat Safety Equipment	77
Appendix K. Minimum Small Boat Communication and Navigation Equipment	79
Appendix L. Personal Flotation Devices Policy	80
Appendix M. Example List Of Drills And Frequencies	86
Appendix N. NOAA Inspection Policy	87
Appendix O. Examples Of Noaa Small Boat Hull Markings.....	90
Appendix P. Small Boat Stability Standard	92

SECTION 1. INTRODUCTION

.01 Purpose

This document contains the standards and procedures for operations and management of National Oceanic and Atmospheric Service (NOAA) small boats. For the purposes of The NOAA Small Boat Standards and Procedures Manual (the Manual), “small boats” are defined as vessels less than 300 gross tons. The Manual is designed to provide guidance, enhance safety and promote operational readiness by dictating general operating standards and procedures for all small boats operated under the authority of NOAA, including those based on Office of Marine and Aviation Operations (OMAO) ships. It is not intended to cover every contingency that may arise or every rule of safety in practice. At a minimum, this Manual incorporates the required provisions defined by NOAA Administrative Order (NAO) 209-125: The NOAA Small Boat Program, while also providing guidance specific to operations of NOAA small boats. All NOAA small boat operators, as well as employees and contractors involved in small boat operations, shall adhere to this Manual.

This Manual may be augmented by a program’s Supplemental Small Boat Policy (SSBP), however, the Supplemental Small Boat Policy can not diminish the minimum standards as set by the Manual or by NAO 209-125.

.02 Wording

Words used in this Manual to denote mandatory or permissive actions are defined as follows:

- a. “Shall” or “must” means the procedure or standard is mandatory.
- b. “Should” means the procedure or standard is recommended.
- c. “May” and “need not” means that the procedure or standard is optional.
- d. “Will” means futurity of action only and does not indicate any degree of requirement for application of a procedure or meeting a standard.

.03 Distribution

The current version of this Manual shall be made available on the Small Boat Program web site. Each Line Office that services a NOAA small boat shall have a time-stamped and updated hardcopy available; if possible, a copy will be placed on board each boat for viewing by anyone at anytime. This Manual shall be read by all NOAA employees and contractors, as well as partners and volunteers that may use NOAA small boats as part of their work. In addition, copies of this Manual will be distributed to partner law-enforcement entities. Other interested parties may receive a copy upon request. If practical, the Operator-in-Charge (OIC) of a vessel is responsible for ensuring that an up-to-date copy of this Manual, the Line Office Policy or Manual (if in place) and a specific small boat operation manual are on board the boat.

.04 Manual Review

It is the responsibility of each Line Office in NOAA to review this Manual annually and propose written changes to their Small Boat Safety Board representative. Significant proposed changes to the NOAA Small Boat Standards and Procedures Manual shall be reviewed by the SBSB. The chair of the SBSB is responsible for ensuring that any approved changes/additions to this Manual are forwarded to the Small Boat Program Manager for clearance and distribution to Line Offices. Revisions to the Manual will be implemented via the issuance of either technical directives or a new edition of the Manual, as required. Programs and operating units shall establish small boat working groups that will review this Manual, ensuring that they can meet the stated safety and operational requirements. Issues pertaining to this Manual shall be elevated to the Small Boat Safety Board for review.

a. Clearance process of the Manual:

1. SBSB with consultation within each representative's Line Office or Program
2. Internal OMAO
3. General Council for NOAA Safety
4. Additional consultation at the discretion of Director, OMAO
5. Final approval authority by Director, OMAO

b. Policy quoted from NAO 209-125 Section 3.01:

a. Issuance of the Manual is in compliance with NAO 200-3, the NOAA Administrative Order Series.

b. The Manual augments and supplements the policies, procedures, and guidelines in this Order and is intended to maximize the efficiency and effectiveness of NOAA's SBP by providing for the timely development and issuance of programmatic materials to the small boat community.

c. The core elements of the Manual apply to all individuals and Programs involved with NOAA's small boats and has the same force, effect, and authority as this Order. These core elements shall be developed and maintained by the SBSB. An electronic edition of these elements will be available for viewing at the link to the Small Boat Program found on OMAO's web page at <http://www.oma.noaa.gov/>.

d. The SBSB shall be responsible for preparing, clearing, issuing, maintaining, and distributing the NOAA Small Boat Standards and Procedures Manual (the Manual). The SBSB shall review and revise the Manual, as necessary, in order to keep it current with applicable policies and regulations and to maintain the ability to adapt to changes involving

technology and/or safety within the marine community. The Manual, and its future updates, will be issued via sequentially numbered Transmittal Sheets.

e. The Director, OMAO, shall review the contents of the Manual and any subsequent updates prior to their issuance. Concurrence will be indicated by signature of the Director on the sequentially numbered Transmittal Sheets that will accompany each issuance or update to the Manual. The Director may request prior review and concurrence by the Deputy Under Secretary for Oceans and Atmosphere prior to authorizing potentially controversial updates.

f. The Manual will adhere to all requirements of NOAA Administrative Order 200-3, The NOAA Administrative Order Series, as listed under the subject, "Handbooks and Manuals." An electronic version of the Handbook will be available on the OMAO web site.

.05 Waivers and Emergency Action

The procedures and standards contained in this Manual constitute criteria necessary to promote the safe and efficient operation of NOAA small boats. Neither Operators nor Crewmembers shall be scheduled for, nor shall they engage in, boating activities unless they satisfy the requirements of this Manual. Only the Director, OMAO, may approve requests for waivers to these procedures, standards, and requirements. Requests must be made through the Vessels Operation Coordinator to the SBSB who will take action on the request and provide recommendations to the Director, OMAO. Emergency situations may warrant actions contrary to the provisions of this Manual. Emergency situations consist of conditions that could result in death, physical harm, property loss, or where environmental damage is likely, but only to the extent that the action is immediately necessary in order to prevent or minimize harm. Any deviations from the guidelines in this Manual must be reported to the respective Program Director and LOSBO within 24 hours.

.06 Other Guidance

This Manual provides guidance for operations and management of all NOAA small boats. Further guidance, references, directives, and details may be found in the Supplemental Small Boat Policy (SSBP), Annual Risk Assessments, Small Boat Operations Manual (SBOM), Original Equipment Manuals (OEM), or applicable United States Coast Guard (USCG) and federal regulations.

a. Supplemental Small Boat Policy (SSBP)

Line Offices and their subordinate programs may issue policies and procedures relating to Small Boat Safety and Small Boat operations in addition to the standards and procedures set in this document. A Supplemental Small Boat Policy shall not diminish the NAO 209-125 policy and the standards and procedures established in this Manual.

b. Annual Risk Assessment

Every NOAA Line Office that operates small boats shall conduct, document, and review an Annual Risk Assessment for all NOAA small boats. The assessment shall be based on an evaluation of operational risks to personnel, small boat, environment, mission, and public relations. Guidelines for performing an Annual Risk Assessment can be found in [Appendix B](#) of this Manual. The guidance in the appendix is not all-encompassing and may be added to and modified to suit the program's needs. The Annual Risk Assessment shall be an appendix to the Small Boat Operations Manual.

c. Small Boat Operations Manual (SBOM)

A small boat-specific SBOM is required for each Class III and Small Research Vessel (SRV), as well as for Class A, Class I, Class II, and non-motorized small boats. The SBOM shall be a compilation of instructions, procedures, regulations, and guidelines derived from that small boat's or a small boat Class's Annual Risk Assessment. A template outlining the topics to be included in a SBOM can be found in [Appendix C](#) of this Manual.

d. Original Equipment Manual (OEM)

Technical manuals for equipment installed aboard a Class III and Small Research Vessel (SRV) shall be kept onboard that small boat and may be used as specific guidance for safe operations and maintenance. For Class A, Class I and Class II small boats, as well as non-motorized small boats where it may not be practical to carry manuals onboard, a laminated copy of the operating procedures shall be sufficient with the manuals available ashore.

SECTION 2. ROLES AND RESPONSIBILITIES

.01 NOAA Marine and Aviation Operation Director

It is the responsibility of OMAO to *administer NOAA's Small Boat Program, establish policies and procedures to ensure a safe small boat program to support NOAA's program needs, identify applicable regulations, provide operator training, staffing guidance, and marine engineering assistance on boat alterations, boat design and selection criteria. (Departmental Organization Order 25-5)*

The Director of OMAO:

- a. Will ensure, at a minimum, the position of NOAA Small Boat Program Manager is filled and will make every effort to identify and fill additional positions within the program, as deemed necessary by the Small Boat Safety Board or OMAO Safety and Environmental Compliance Division;
- b. Is the final authority on decisions of waivers after hearing recommendations from the Small Boat Safety Board;
- c. Will make every effort to identify funding and other resources to develop and maintain the Small Boat Program for all of NOAA;
- d. Is the final administrative approval authority for this Manual.

.02 Office of the Chief Administrative Officer

NOAA's Chief Administrative Officer will appoint a representative to the Small Boat Safety Board to:

- a. Ensure all NOAA safety policies are adhered to by the program;
- b. Assist in the development of small-boat policies and procedures;
- c. Participate in all small-boat accident investigations.

.03 Small Boat Program Manager (Manager)

The Manager is the functional head and communications focal point of the SBP.

The Manager, in conjunction with the SBSB, is responsible for:

- a. Managing operator-training program development;
- b. Inspection-program criteria and promulgation;
- c. NOAA boat inventory and NAO and Manual compliance monitoring for all NOAA small boats and operators.
- d. NOAA Small Boat Standards and Procedures Manual and NAO development;
- e. Budget development and implementation, both short and long term;

- f. Accident and incident reporting protocol and tracking;
- g. Risk management development;
- h. Web-site development and maintenance;
- i. Development and maintenance of the program's organizational and communication structure.
- j. The SBPM is Chair of an appointed board of representatives from the NOAA Line and Staff Offices. This NOAA Small Boat Safety Board (SBSB) will formulate NOAA small boat safety policies, plans and projects required to implement and sustain an agency-wide small boat safety program. The SBPM manages and coordinates the efforts of personnel, from multiple line offices, that regularly work with the SBP as a collateral duty.

.04 Small Boat Safety Board

The objective and purpose of the Small Boat Safety Board are reflected in its charter and the NAO 209-125. A copy of the charter is included as [Appendix D](#).

.05 Line Office Assistant Administrator

The Assistant Administrator (AA) maintains overall responsibility for compliance with policies and for the safe use and management of all small boats within the Line Office.

The AA or Director of each Line or Staff Office identified in the NAO 209-125, Section 5.02, will:

- a. Identify and appoint a qualified and experienced “expert” to the SBSB and will ensure these representatives have the resources, responsibility, and authority to represent their respective Programs;
- b. Ensure that there is one focal point (see NAO, section 2.05) in the Program's chain of communications and command pertaining to Small Boat Program issues. It is recommended this person is also assigned to the SBSB, but not required.

.06 Line Office Small Boat Officer (LOSBO)

The Line Office Small Boat Officer represents both individual programs and the Line Office as a whole on all matters pertaining to small boat operations. The LOSBO often serves on NOAA's Small Boat Safety Board and the Line Office's Small Boat Committee. The LOSBO assists Line Office Regional Programs in carrying out safe and effective small boat operations, and coordinates Line Office compliance with NAO 209-125, as well as the requirements as set by this Manual and Supplemental Small Boat Policy. The LOSBO will have authority from his/her Director or AA to issue “No Sail” orders to all boats within his/her purview, operating out of compliance with NAO 209-125, this Manual or any Supplemental Small Boat Policies. (Checklist of responsibilities is available on the web site www.sbp.noaa.gov)

.07 Program Director

The Program Director (i.e., Science Center Directors, Lab Directors, Sanctuary Managers, or the responsible management position for each Vessel Operations Coordinator) ensures implementation of and compliance with all policies for the safe use and management of small boats within a Program.

The Program Director:

- a. Reviews and approves, via signature, written waivers of any requirement stipulated in the program's Supplemental Small Boat Policy;
- b. Is responsible for delegating authority of small boat operations to a Vessel Operations Coordinator;
- c. Ensures sufficient resources for training, maintenance, appropriate equipment purchases, professionally approved alterations and new constructions, and minimum safe manning levels;
- d. Is responsible for ensuring that all small boats not covered in Section 12.02.a are inspected in accordance with the provisions of this Manual and that resources are provided to address deficiencies identified in all inspections identified within this Manual;
- e. Ensures risk assessments are completed in accordance with this Manual.

.08 Vessel Operations Coordinator (VOC)

The Vessel Operations Coordinator (i.e., Operations Coordinator, Operations Manager, Marine Operations Coordinator, Navigation Response Team Leader, or marine operations point of contact) for each Program, Laboratory, or Field Party is responsible for implementing all requirements in accordance with this Manual. (Checklist of responsibilities is available on the web site www.sbp.noaa.gov)

The VOC shall also manage and maintain small boat support costs, establish and maintain contact with all users, and manage all small boat operations personnel. The Vessel Operations Coordinator should address any conflicts or other problems arising from the daily operation or maintenance of small boats with the appropriate Program Director as soon as possible.

The VOC shall update the NOAA small boat inventory list and operator training list, and report inspections as completed to their LOSBO and the NOAA Small Boat Program.

.09 Operator-in-Charge (OIC)

The OIC is the single qualified individual responsible for the safe operation of a small boat and all embarked personnel while underway. The OIC will be clearly identified in writing or verbally to all embarked personnel. In any case where more than one qualified Small Boat Operator is aboard a small boat, only one individual shall be designated OIC. The OIC shall make the decision whether to conduct, postpone, or cancel operations based on weather, the status of the small boat, available personnel, and other pertinent

factors, any of which could result in an unacceptable level of risk.

.10 Small Boat Operator

A Small Boat Operator must meet all requirements for certification and be designated according to this Manual. Small Boat Operators are considered OIC of a boat if they are the only qualified operator aboard. If multiple qualified Small Boat Operators are aboard, only one will be designated and clearly identified as OIC as defined above (Section 2.09). Multiple Small Boat Operators are required onboard during longer, more complex voyages, including overnight voyages, as defined in Section 5 of this Manual. The Small Boat Operator(s) assists with the oversight of all personnel aboard, and helps to ensure that operations are conducted safely and efficiently, in accordance with the OIC's instructions. The Small Boat Operator(s) reports directly to the OIC while underway.

.11 Crewmember

A crewmember is an individual designated in writing and is capable of assisting in the operation of the small boat including underway operations, docking, anchoring, communications, and emergency procedures. This individual must be able to assist the Small Boat Operator in safely completing the mission. Crewmembers are required onboard during longer, more complex voyages and/or those voyages requiring the carriage of a large number of people, as defined in Section 5 of this Manual. Crewmembers report directly to the OIC or Small Boat Operator currently on watch.

.12 Persons Other than Crew

Persons Other than Crew include researchers, educators, VIPs, members of the media, interns, students, volunteers, or other personnel on board to participate directly in the planned operations, as documented in the Float Plan. All Persons Other than Crew must comply with this Manual and follow the instructions and guidance of the OIC, Small Boat Operator(s), and Crewmember(s). Any embarked person(s) who possesses skills and qualifications commensurate with a Crewmember's duties may be designated as a Crewmember at the discretion of the OIC. In this case, the embarked person/Crewmember shall not assume any mission-related duties until the duties as a Crewmember are fulfilled.

SECTION 3. SMALL BOAT GENERAL POLICIES

.01 Official Use

All NOAA small boats shall be used for official government purposes only. In determining whether a use is official, all pertinent factors shall be considered, including whether the use is essential to the completion of an operation, mission, or other legitimate NOAA function or activity, and whether it is consistent with the purpose for which the boat is intended. Each Vessel Operations Coordinator or designee shall determine whether a proposed small boat underway operation is official. OIC's are responsible for the enforcement of this requirement.

.02 Transportation of Passengers

When permitted by this Manual or a Small Boat Operating Manual, non-mission critical personnel (passengers) may be transported on NOAA boats. Any such arrangements shall be prearranged and approved by the Vessel Operations Coordinator. Non-mission critical personnel may include members of the media, guests, VIPs or service organization personnel. The OIC has the authority to deny passage to any personnel determined to be unofficial. Approvals will be granted when:

- a. It is determined to be clearly in the interest of the Government.
- b. The embarked personnel will not interfere with NOAA operations.

All federal and state requirements shall be followed as well as any other special considerations given to the safety of minors on NOAA small boats.

The OIC may authorize the boarding and carriage of personnel in emergency situations involving the protection of life at sea. For further guidance consult NOAA Administrative Order (NAO) 217-106, "Transportation of Nongovernmental Personnel as Passengers on NOAA Vessels, Aircraft, and Motor Vehicles."

.03 Small Boat Command Designation

A Program Director is responsible for delegating authority of small boat operations to the Vessel Operations Coordinator. The Vessel Operations Coordinator is responsible for designating an OIC for each underway operation. The OIC has command authority over all Small Boat Operators, Crewmembers, and other embarked personnel while underway. The OIC is also responsible for ensuring the safe conduct of the mission and compliance with all NOAA and Line Office policies and procedures.

.04 Small Boat Control

A small boat when underway shall have a designated OIC or Small Boat Operator in control at all times. When conducting dive operations from a small boat, the boat shall be continuously manned by a qualified Small Boat Operator.

.05 Personnel Authorized to Operate NOAA Small Boats

Only those personnel whose credentials meet training and certification requirements as per this Manual will be authorized to operate NOAA small boats. An authorization certificate ([Appendix E](#)) must be completed for each qualified Small Boat Operator, identifying the specific operations and small boats, or class of boats, for which that operator is qualified. The authorization certificate must be signed and maintained on file by the Small Boat Operator's Vessel Operations Coordinator. Personnel in training for Small Boat Operator or Crewmember designation may control the small boat under the direct supervision of an OIC or instructor for training purposes only.

.06 Seamanship and Conduct

OIC's shall conduct small boat operations in such a manner as to avoid unnecessary hazards. All Small Boat Operators and Crewmembers must exercise prudent judgment at all times and take proper action when dictated by emergencies that endanger life or property.

.07 Alcohol, Drugs, Narcotics

The OIC and all Crewmembers shall not operate a boat or assist with operations within eight hours of having consumed alcoholic beverages, narcotics, or drugs that may detrimentally impact cognitive or motor abilities. The consumption of these substances is prohibited onboard NOAA small boats. Any person under the influence of alcohol, drugs, or narcotics will not be permitted aboard the small boat.

.08 Smoking Restrictions

Smoking may be permitted aboard NOAA small boats outfitted with weather decks that are physically separated from the small boat's house, including all berthing, eating, and living spaces, the pilothouse, and all machinery spaces. Smoking is allowable on weather decks only.

Smoking is prohibited within 50 feet of all NOAA vessels during fueling operations.

Smoking shall not be permitted in the vicinity of fuel, flammable/combustible material, or battery storage areas and such areas shall be labeled accordingly. Smoking shall not be permitted in the vicinity of any ventilation intake ducts. Identifying designated smoking area(s) that are physically removed from all mission-related working areas is strongly recommended.

.09 Additional NOAA Policies

Small boat operations must comply with all applicable NOAA policies.

SECTION 4. QUALIFICATION, EVALUATION, AND DESIGNATION

.01 Introduction

This chapter establishes standards and provides guidance for the evaluation, qualification, and designation of personnel involved in the operation of NOAA small boats. Each Vessel Operations Coordinator shall ensure that personnel are trained to achieve the stated qualifications and to maintain the level of proficiency and currency necessary to safely and effectively accomplish their assigned duties. The requirements described in this Manual shall be regarded as the minimum standard of personnel qualification.

.02 Small Boat Categories

Small Boat Category	Definition
Class A	less than 16 feet length overall
Class I	16 to less than 26 feet length overall
Class II	26 to less than 40 feet length overall
Class III	40 to 65 feet length overall
Small Research Vessel (SRV)	greater than 65 feet length overall but less than 300 gross tons

.03 Required Credentials and Training for Small Boat Operators

a. Class A, I and II training:

1. The USCG Auxiliary BS&S (Boating Skills and Seamanship) or equivalent. An equivalent course must cover all of the significant topics of the USCG Auxiliary's BS&S curriculum and must be, at minimum, of equivalent duration (approximately 24 hours dependent on location). The topics are available at:

http://nws.cgaux.org/visitors/pe_visitor/classes/boating_skills_and_seamanship.html

2. NOAA Component Course. The NOAA Component is developed by the SBSB and updated as policies, procedures and standards change. It consists of 3 sections with accompanying exercises and a test. The NOAA Component Refresher Course will be required every one to three years (TBD) and will be taught by regional instructors or by e-learning (TBD). The Course may be customized by location. Section topics include:

- (a) NOAA small-boat policy, procedures and standards
- (b) Operational Risk Assessment
- (c) Team Leadership

3. Personnel Qualification Standards (PQS). These may be developed, on site, by the Programs with direction from the Small Boat Safety Board. These will include:

- (a) Checklists (see Section 4.04 and [Appendix F](#) for minimum requirements Class A-I and Class II)
- (b) Advanced/Continuing Education
- (c) Local or program-specific training (examples: surf operations, dive operations, towing nets, trailering, survey launch, ice, marine mammal operations).

b. Class III and SRV:

- 1. Appropriate USCG License or active Uniformed Service Officer of the Deck (OOD).
- 2. NOAA Component Course. (see above)
- 3. PQS and Advanced/Continuing Education (see section 4.04 and [Appendix F](#) for minimum requirements Class III and SRV)

c. All Small Boat Operator candidates shall have appropriate experience, as determined by the VOC, to be designated as a NOAA Small Boat Operator. The class of small boat, the small boat's operating area(s), and small boat's mission shall be taken into account when determining an appropriate level of experience.

.04 Personnel Qualification Standards Checklist

Small Boat Operators must successfully complete a checkout process with their Vessel Operations Coordinator (or designee) for each type of mission and for each specific small boat on which the personnel will be employed. Upon completion of the checkout process, the Vessel Operations Coordinator must complete an Operator Qualifications Checklist form ([Appendix F](#)) for each person who will be operating any small boat(s) within that Line Office Program.

.05 Training for Crewmembers

All Crewmembers are required to meet the training requirements defined in this Manual, and any additional standards set by the Program SSBP. Crewmembers are required to receive small boat-specific training and must demonstrate to their Vessel Operations Coordinator knowledge of the procedures and equipment carried aboard the small boat(s) on which they will be employed.

.06 CPR and First Aid Training

All Small Boat Operators shall have current Red Cross or equivalent certification in cardiopulmonary resuscitation (CPR), including the use of Automated External Defibrillators (AED) instruction when available, and First Aid.

.07 Documentation

Copies of all training certificates and operator qualification checklists for all Small Boat Operators will be maintained by the Vessel Operations Coordinator for each Line Office Program.

.08 Currency Requirements

All Small Boat Operator Qualification Letters shall be validated annually by the Program Vessel Operations Coordinator to ensure currency of certifications, training requirements, and a measure of proficiency.

.09 Delinquency

Small Boat Operators shall be considered delinquent and will be restricted from duties on their designated small boat(s) if the required training and certification requirements are not maintained in accordance with this Manual.

.10 Small Boat Operator Currency Responsibilities

Although each Program Vessel Operations Coordinator will maintain records of personnel qualifications, Small Boat Operators are responsible for tracking their own training and currency requirements in conjunction with the Vessel Operations Coordinator.

Each Small Boat Operator should request training through the Program Director to maintain qualification and currency in advance of expiration dates, to ensure that their small boat qualifications remain uninterrupted.

.11 Reporting

Vessel Operations Coordinators shall report updates of training and certifications to the LOSBO and SBPM as they are completed.

SECTION 5. SAFE MANNING REQUIREMENTS

.01 General

All NOAA small boats shall be manned by qualified Operators and Crewmembers, with possible exceptions during emergency situations, to ensure that operations are conducted in a safe, efficient, and professional manner. Personnel who are onboard primarily to conduct mission-related operations may assume crew duties only if the OIC has determined that the individual possesses the necessary skills and qualifications prior to assuming those duties. In this case, the embarked person/Crewmember shall assign higher priority to the Crewmember duties. Small boat Crewmembers may, if conditions warrant, assist embarked personnel with their mission at the discretion of the OIC.

.02 Succession to Command

The Chain of Command must be addressed during the pre-departure briefings. Should the OIC become incapacitated, the next senior-most Operator or Crewmember must take the lead in maneuvering the small boat to a position of safety and contacting emergency services to make necessary arrangements.

.03 Minimum Safe Manning Levels

a. All Class A, Class I, and Class II

Manning-level baselines (minimum safe-manning-level requirements) are set by the Vessel Operation Coordinator based on, but not limited to, the minimum manning levels as determined by the small boat's Pre-departure Risk Assessment and SBOM, and as approved by the Program Director or designee.

b. All Class III and SRVs

All Class III small boats and SRVs shall be manned at a minimum by one Small Boat Operator and one Crewmember. Manning-level baselines (minimum safe-manning-level requirements) are set by the Vessel Operation Coordinator based on, but not limited to, the pre-departure Risk Assessment and as approved by the Program Director.

c. Manning Requirements for Additional Embarked Personnel

In addition to the OIC and a Crewmember, an additional staff person familiar with the boat and its emergency procedures is required for every 10 embarked persons (other than crew).

d. Length of Operations

For planned operations exceeding 12 hours in duration an additional operator and enough qualified crewmembers must be onboard so that each watch is manned appropriately for the size and complexity of the small boat.

.04 Dive operations

When conducting dive operations from a small boat, the boat shall be continuously manned by a qualified Small Boat Operator.

.05 Solo Operations

When a small boat will be manned by one unaccompanied operator not working in close conjunction with another boat, ship, or person ashore, a Pre-Departure Risk Assessment shall be completed and approved by the Program Director or designee. Close conjunction is defined as: Where rescue will be immediately notified by someone other than the operator in the event of a catastrophic emergency.

SECTION 6. SMALL BOAT OPERATING PROCEDURES

Compliance with each of the following procedures for motorized small boats is mandatory for all trips, whether planned or unplanned.

.01 Prior to Engine Start-Up

a. Crew Reporting

Crewmembers for each mission shall report to the OIC at a specific, pre-determined time and place prior to departure.

b. Pre-departure and Safety Briefings

The OIC shall conduct a pre-departure briefing that should review any prior mission planning and preparation and cover any updates. This briefing shall be conducted far enough in advance to enable the crew to prepare adequately for any last-minute adjustments. The next senior-most Small Boat Operator or Crewmember must be identified during this briefing, and must be prepared to take command of the small boat in case of OIC incapacitation.

The OIC, Small Boat Operator, or Crewmember must also conduct a thorough safety briefing with all embarked personnel prior to getting underway. The briefing shall include general small boat familiarity and the locations of all safety systems and equipment carried aboard (fire extinguishers, life rafts, life rings, personal floatation devices, immersion suits, EPIRBs, etc.). The embarked personnel shall be apprised of the procedures to follow during fire, abandon ship, man overboard, and other emergencies. The use of a formal, written checklist detailing all of the topics to be covered during each safety briefing is strongly encouraged. (See [Appendix G](#) for an example)

Confirm verbally with all aboard that:

1. The team is well rested and ready to work;
2. Everyone understands the mission, and is capable of performing it.

c. Operational Risk Assessment

Prior to getting underway, the OIC and Crewmember(s) shall conduct an Operational Risk Assessment (See [Appendix H](#)) and confirm that the mission, personnel, and small boat all meet the assumptions made within the Annual Risk Assessment. If there is any indication that an unacceptable level of risk exists, the OIC shall take actions to reduce existing risks to an acceptable level.

Actions taken might include requiring additional crewmembers, reducing the scope of the mission, or carrying additional equipment aboard. Any

modifications to the mission, personnel, or small boat completed in an effort to mitigate risks shall be documented in both the Float Plan and the small boat's log and provided verbally to the Vessel Operations Coordinator prior to departure.

The total score of the Operational Risk Assessment shall be recorded in the Float Plan or the small boat's log.

The OIC has the authority to cancel the operations in question if risks cannot be reduced to a level that will ensure the safe, successful outcome of the mission.

d. Weather Briefing

The OIC is responsible for reviewing and being familiar with both prevailing and anticipated weather conditions for the area in which the mission is planned. The OIC shall obtain a briefing by a qualified meteorological forecast service (i.e. NOAA weather radio, National Weather Service web site, local Coast Guard reports, etc.). The briefing information shall consist of, at a minimum, current weather, sea state, trends, and forecasts for the departure location, proposed route, destination, and any alternate working areas.

Based on weather and sea-state forecasts, the OIC will determine if conditions are suitable for operations. The OIC has the authority to cancel operations if it is determined that personnel safety or the safety of the small boat will be subject to unnecessary risk.

e. Float Plan

All use of NOAA small boats shall be documented in a Float Plan. All Float Plans must be filed prior to departure, and shall conform, at a minimum, to the standardized Trip Report/Float Plan. (See [Appendix I](#))

In addition, the OIC shall ensure that the name and contact number of a family member, significant other, or legal guardian is available for all embarked personnel prior to the small boat's departure.

All Float Plans must be submitted in writing or electronically, regardless of voyage duration. The OIC shall tender the Float Plan, prior to departure, with the Vessel Operations Coordinator or designee as follows:

1. The Plan shall establish a specific tracking and communications procedure that requires the OIC to report the small boat's position and an operations update at least once daily on multi-day trips;
2. The contact person shall be responsible for determining whether a small boat is overdue for arrival or check-in, and shall take appropriate action to either determine the location of the small boat or initiate emergency response.

If the OIC cannot prepare a written Float Plan prior to departure, the Vessel Operations Coordinator or designee shall be notified to communicate the Float Plan over the phone. The Vessel Operations Coordinator or designee shall then put the information in writing and manage the Float Plan as required by this Manual.

f. Communication Plan

A specific Point of Contact (POC) must be identified and established prior to departure, whether that departure is planned or unplanned. The POC must be available by phone or radio throughout the duration of the mission. The communication plan shall be incorporated into the Float Plan, and must identify specific times at which the OIC will check in and the means of communication to be used.

A back-up emergency phone number(s) shall be included in the event the primary means of communication fails.

g. Fuel Planning

Fuel planning for each voyage should be based on efficiency and economy, but shall not compromise safety. Careful considerations must be given to the weather conditions at the planned destination, and distances to alternate ports shall be taken into account.

h. Boat Inspection

The OIC shall ensure that a pre-mission inspection of the boat is completed in accordance with the applicable start-up procedures. In addition to the start-up procedures, the OIC shall also:

1. Inspect the log for maintenance discrepancies that have not been addressed;
2. Not accept the boat if it has been identified as not operational in the logbook or during the inspection until the mechanical or structural problem has been corrected;
3. Ensure that all required safety, survival, and communication/navigation equipment specified in [Appendix J](#) and [Appendix K](#) are aboard and in good working order;
4. Ensure that the boat is properly fueled for the mission;
5. Ensure all fluid levels are normal (e.g. oil, coolant, steering, etc.) and that adequate reserves are onboard;
6. When applicable, ensure that the back-up motor or secondary means of propulsion is operational.

.02 Start-Up Procedures

a. Start-Up Procedures Checklist

All NOAA small boats are required to have a written checklist of start-up procedures, specific to each small boat, to ensure safe operations. The OIC is responsible for ensuring the use of the checklist prior to each and every voyage.

b. Start Logbook Entries

For all small boats except small boats without enclosed cabins, the OIC shall ensure that all start-up procedures are appropriately entered in the official logbook, and shall identify the information to be logged while underway. Logbook entries should include but are not limited to:

- 1, OIC, Small Boat Operators, and Crewmembers;
- 2, Name/description of the mission;
- 3, Date and Time Underway;
- 4, Date and Time of Arrival;
- 5, Items of Operational Interest;
- 6, Problems or Incidents;
- 7, Operational Area and/or Destination;
- 8, Embarked Personnel

The OIC of a small boat without enclosed cabins may prepare a trip report instead of maintaining a vessel logbook. (See [Appendix I](#) for a sample Trip Report/Float Plan.)

.03 Underway Operations

a. Weather Updates

The OIC shall ensure that destination and en-route weather forecasts are obtained prior to departure from the pier. Detailed weather updates shall be obtained at appropriate intervals, as well as any time the weather conditions appear threatening or conflict with forecasted conditions, and/or any time that en-route plans change.

b. Operations Under Adverse Conditions

Adverse weather conditions include, but are not limited to, low visibility, high winds, and/or high sea state, which could cause equipment or personnel emergencies or system malfunctions. NOAA small boats shall not be operated in known or forecasted conditions that exceed small boat or personnel limitations.

The OIC has the authority and responsibility to cease operations, return to port, or not depart from port if it is determined there is unnecessary risk to either personnel or the safety of the small boat. Any such decision should be based upon the results of the Operational Risk Assessment Form.

c. Float Plan Updates

The filed Float Plan shall be updated whenever the small boat will exceed the estimated time of arrival by more than 60 minutes, or whenever en-route plans or operations change substantially.

d. Radio Transmissions

Use of the small boat radios shall be professional and limited to the conduct of normal marine radio traffic and government business.

.04 Shut-Down Procedures

a. Use of Checklists

All NOAA boats are required to have a written checklist of shut-down procedures specific to each small boat. The OIC is responsible for ensuring the use of the checklist at the conclusion of each and every voyage.

b. Logbook Completion

The OIC shall ensure that all logbook entries are completed in a timely manner after the boat has been shut down. Entries shall include, at a minimum, actual time of arrival, final fuel information, ending engine hours, and any changes to the original Float Plan.

If a Trip Report is to be filed it shall be prepared and sent to the Vessel Operations Coordinator or his designee in a timely fashion upon completion of the voyage or operation.

c. Equipment Malfunction Reporting

All equipment malfunctions shall be logged in the small-boat logbook (or Trip Report) on the day of discovery. The OIC shall report the malfunction to the Vessel Operations Coordinator on the day of discovery.

d. Float Plan Closure Procedures

Float Plans must be closed and notification of arrival must be made with the shore based designee within thirty minutes of arrival.

.05 Small Boat Clean-Up Procedures

A post-mission inspection shall be made in accordance with the Shut-Down Procedures Checklist in a timely manner after the boat is docked. The small boat shall be left in a state in which it could be immediately used if necessary.

.06 Office Float Plan Maintenance

Each Vessel Operations Coordinator or designee is responsible for maintaining and monitoring active Float Plans within his/her Line Office Program. The OIC shall communicate directly with the Vessel Operations Coordinator or designee to amend or close a Float Plan

.07 Float Plan Delinquency

If a small boat is delinquent (has not returned within 60 minutes of estimated time of arrival), the Vessel Operations Coordinator or designee shall:

- a. Attempt to contact the small boat by satellite/cell phone or HF/VHF radio;
- b. Check the boat slip personally or ask the local marina manager, Coast Guard, or any on-site personnel to do so, if practicable;
- c. If no contact is made after 2 hours of delinquency or if sunset is near, notify the appropriate Program Director;
- d. When appropriate, notify the USCG of delinquency and be prepared to provide Float Plan information;
- e. Remain in the office or at the station until the boat has been contacted and either returns to the dock or has reached an alternate safe location;
- f. If the boat is delinquent 4 hours or more and communications cannot be established with the small boat by the USCG, the Line Office Small Boat Officer should be contacted.

SECTION 7. SMALL BOAT CREW DUTY PERFORMANCE

.01 Crew Duties

All Small Boat Operators and Crewmembers will be trained and qualified to perform the duties expected of them at sea, whether on oceans, inland, or Great Lakes waterways. This includes all equipment, including: cranes, A-frames, hydraulic units, anchor windlass/winches, davits, compressors, as well as all small boats carried aboard and their engines.

.02 Watch Standing

The Program Director, VOC, and OIC shall make every effort to avoid situations requiring that anyone be on duty in excess of 12 hours in one day.

If unforeseen events require personnel on duty for greater than 12 hours the following applies:

- a. All persons who are assigned as operator shall be provided a minimum of 10 hours of rest in any 24-hour period;
- b. The hours of rest may be divided into no more than two periods, one of which shall be at least 6 hours in length.
- c. The requirements for rest periods laid down in paragraph .02.a and .02.b need not be maintained in the case of an emergency or drill or in other overriding operational conditions.
- d. Notwithstanding the provisions of paragraph .02.a and .02.b, the minimum period of 10 hours may be reduced to not less than 6 consecutive hours provided that any such reduction shall not extend beyond two days and not less than 70 hours of rest are provided each seven-day period.

Other requirements when applicable:

- e. The VOC shall require that watch schedules be posted where they are easily accessible when applicable.
- f. When required, a Crewmember may be assigned duties as a watch stander either when the small boat is underway or at anchor. As watch stander, the primary task is to stand a proper lookout, free of distractions, so that full focus can be applied to the environment of the small boat.

SECTION 8. MINIMUM EQUIPMENT

The safety, survival, and communication/navigation equipment specified in [Appendix J](#) and [Appendix K](#) of this Manual are the minimum required for safe operations. All survival equipment shall be maintained and, at a minimum, inspected or tested monthly in accordance with best-management practices and guidance in [Appendix M](#) (Drills and Frequencies). Additions and changes to these requirements may be necessitated by such considerations as small boat configuration, type and duration of missions, area of operations, and proximity to search and rescue assets. Individual survival gear shall be placed in areas accessible to all Small Boat Operators, Crewmembers, and embarked personnel so as to be readily available in an emergency.

.01 Emergency Equipment

a. Emergency Equipment.

See [Appendix J](#) of this Manual for the minimum required safety, firefighting, and lifesaving equipment that must be on board and maintained in a ready and serviceable condition before any NOAA small boat is operated. All lifesaving and firefighting equipment shall be USCG or Safety of Life at Sea (SOLAS) approved, or conform to military specification (with SBSB approval), or otherwise be approved by the SBSB, when applicable.

b. Emergency Position-Indicating Radio Beacon (EPIRB)

All EPIRBs must be properly registered with the NOAA SARSAT program, and registrations must be current. Prior to departure, the OIC should ensure that the EPIRB battery has not expired and that the monthly test has been completed. In addition, EPIRB beacon identification registration information shall be reviewed at least annually to ensure that it contains valid emergency contact information.

c. Life Rafts/Floats

Life rafts/floats of sufficient capacity to accommodate all embarked personnel shall be carried onboard all NOAA small boats in accordance with [Appendix J](#) of this Manual.

d. Personal Flotation Devices (PFDs) and Immersion Suits

All personnel must have a PFD and or an Immersion Suit available in accordance with the NOAA PFD Policy ([Appendix L](#))

.02 Communications and Navigation Electronics

The minimum communication and navigation equipment requirements for small boats are generally based on the distance from shore, support vessel or inhabited land that the small boat will operate from. (See [Appendix K](#).) It is NOAA's intention that no NOAA small boat will be without a method of direct verbal communications with a shore facility or support vessel.

Before any NOAA small boat gets underway, communication and navigation equipment must be maintained in a ready and serviceable condition.

.03 Other Equipment.

a. Personal Protective Clothing

All persons aboard NOAA small boats shall, at all times, wear protective footwear that is appropriate to the work that is being conducted. It is recommended that all personnel have appropriate foul-weather gear, including long-sleeve shirts, long pants, and a hat onboard the small boat for use in unexpected weather conditions or emergencies. Special operations may require the wearing of other safety equipment such as safety glasses, gloves, hard hats, safety harnesses, steel-toed shoes, etc. , based on the operational risk assessment.

SECTION 9. EMERGENCY PROCEDURES

.01 Responsibility

When an OIC experiences an underway difficulty or emergency, or believes that a situation exists that will create a difficulty or an emergency, the OIC must take the appropriate action to ensure the safety of the small boat and embarked personnel. The OIC is encouraged to use all personnel on the boat in a judicious manner to assist in responding to the difficulty or emergency. The OIC may deviate from approved procedures when a greater emergency would result from strict compliance with the procedures set forth in this Manual.

.02 Emergency Drills

OICs shall hold emergency training and drills to maintain crew proficiency in emergency procedures. Drills should be realistic and include, at a minimum: man overboard, fire, abandon ship and emergency communications. Small Boat Operators, Crewmembers and any others aboard at the time are required to participate.

a. Aboard Class A, Class I, and Class II Small Boats.

Man-overboard, fire, abandon-ship and emergency-communication drills/training shall be conducted annually for boat operators and crew. A safety briefing shall be conducted immediately prior to sailing for all embarked personnel explaining man-overboard, fire, abandon-ship and emergency-communications procedures.

b. Aboard Class III and SRVs.

See [Appendix M](#) for a list of drills and frequencies. Upon completion, all drills shall be logged.

.03 Emergency Communications

As soon as practicable after completing the tasks necessary to stabilize an underway emergency or immediately if an emergency is catastrophic; the OIC shall furnish the USCG with a description and assessment of the situation, request any assistance necessary, state intentions for handling the emergency, and provide any other pertinent information. When time permits, the OIC should notify the designated POC on shore, in accordance with the Communications and Float Plans.

During an emergency, at least one VHF radio shall be continually tuned to either Channel 16, or an alternate frequency if requested by the USCG.

All small boats shall carry communications equipment in accordance with [Appendix K](#) of this Manual. Class III and SRVs, shall include written instructions on the use of all communications equipment carried aboard in the Small Boat Operating Manual. In addition, simple, thorough instructions on how to place an emergency distress call shall be posted next to each type of emergency-communications equipment.

.04 Emergency Procedures

Each field office shall develop small boat-specific emergency procedures for applicable emergency situations. Such as:

- a. Abandon Ship
- b. Fire
- c. Man Overboard
- d. Flooding
- e. Launching a Raft
- f. Donning Immersion Suits and PFDs
- g. Donning SCBA and Fire Suits (if so equipped)
- h. Making Distress Calls and Using Distress Signals
- i. Activating the General Alarm
- j. Reporting Inoperative Alarms

SECTION 10. ACCIDENT REPORTING AND INVESTIGATION

.01 Major Incidents

Small Boat Program activities shall follow all existing policy regarding the reporting of accidents.

The affected Program Director (or designee) shall notify the Line Office Small Boat Officer and Safety and Environmental Compliance Office (SECO) Representative of a small boat accident or incident when it involves any of the following:

- a. Unintentional grounding for greater than 24 hours;
- b. Explosions;
- c. Sinking;
- d. Fire;
- e. Collisions involving breach of hull integrity;
- f. Any incident which results in damage in excess of \$10,000 to the small boat, its systems, or its equipment;
- g. Incapacitating injury requiring professional medical attention or hospitalization, or loss of life of any person;
- h. Unintentional and extensive flooding (self-bailing boats excluded);
- i. Discharge of oil or any substance violating local, State, or Federal Regulations;
- j. Failure of gear and equipment and any other damage that may affect or impair a small boat's seaworthiness; or
- k. Damage/harm to a protected or endangered natural resource or species.

When the cause of the accident is not clearly evident, the Program Director shall initiate an investigation. Findings and recommendations resulting from the investigation shall be made available to the Program Director, Line Office Small Boat Officer, AA, NOAA Small Boat Program Manager, OMAO Small Boat Engineer(s), and the Director, OMAO.

Findings and lessons learned from an accident or accident investigation shall be distributed by the NOAA Small Boat Program Manager to the NOAA small boat-user community. The identity of the small boat, personnel, and program or facility associated with the accident will remain anonymous.

.02 Minor Incidents and Close Calls

SBSB requests minor incidents of equipment damage or other non-reportable accidents and close calls be reported for the purposes of lessons learned and safety metrics. This is a common procedure at other organizations to enhance safety, reduce mishaps, and identify problems with equipment, procedures and training. Minor incidents and close calls may be reported using the reporting forms available on the SBP web site (www.sbp.noaa.gov).

.03 Investigation Assistance

The NOAA Small Boat Program and SECO will collaborate to ensure investigators are familiar with both the NOAA safety policy and small-boat policy and operations.

SECTION 11. HAZARDOUS MATERIALS/WASTE MANAGEMENT AND POLLUTION PREVENTION CONTROL

.01 Environmental Compliance

All NOAA small boats shall operate in full environmental compliance with Federal, State, local and NOAA requirements. NAO 216-17 NOAA ENVIRONMENTAL COMPLIANCE PROGRAM Policy provides guidance on responsibilities to ensure regulations are followed to protect the environment and promote environmental stewardship of our natural resources. Each Program's Vessel Operations Coordinator will assist with all environmental-compliance requirements and work with the Chief Scientist(s) to ensure that this management policy is properly executed and that any problems are promptly brought to the attention of the Program's Director.

.02 Hazardous Materials

All hazardous materials/substances required to carry out the objectives of an embarked scientific party, including ancillary tasks, are the direct responsibility of the embarked designated Chief Scientist, whether or not that Chief Scientist is using the materials directly.

An inventory of all hazardous materials and a Material Safety Data Sheet (MSDS) shall be available for all hazardous materials carried aboard. Updated MSDS sheets shall be forwarded to the Vessel Operations Coordinator at least two weeks prior to getting underway, if not already on file. Copies of each MSDS will be available when the hazardous materials are loaded aboard.

The embarked scientific party, under the supervision of the Chief Scientist, shall explain the spill-response procedures during the pre-departure briefing. This includes providing properly-trained and equipped personnel for response, as well as the necessary neutralizing chemicals and clean-up materials. A spill response will be a collaborative effort between the Chief Scientist and the boat crew

The Chief Scientist or scientific party shall ensure that neutralizing agents, buffers, and/or absorbents in amounts adequate to address spills of a size equal to the amount of chemicals brought aboard. This spill-response material must accompany the chemicals when they come aboard.

Upon departure, visiting scientific parties will provide an inventory of hazardous materials to the VOC showing that all hazardous materials brought aboard have been depleted or removed as an unused but usable product. The visiting scientific party is responsible for the off loading and disposal/transportation of all hazardous waste or unused but usable product

Hazardous materials shall be off loaded by visiting scientists in compliance with DOT regulations for transporting. <http://hazmat.dot.gov/>

.03 Pollution Prevention Control

- a. Oil or oily water shall never be intentionally discharged into the environment.
- b. If bilges are contaminated with oil NOAA small boats shall:
 - 1. Have appropriately approved OWS equipment or use oil absorbents if overboard discharge is necessary to ensure safe vessel operation;
 - 2. Or retain all oily wastes on board for discharge to a shore-side disposal facility. This will require that the automatic bilge pump serving the small-boat engine compartment be secured during normal operations.
- c. Oil absorbent materials may be used in the bilge to absorb oils. Ensure the oil absorbents are secured in the bilge to avoid clogging the bilge pump or its sensor.
- d. Boat crews are to be trained with respect to small-boat environmental-protection requirements. Exception to these procedures is permitted for the purpose of securing the safety of the small boat and those on board or of saving life.
- e. Small boats operators should develop refueling procedures to prevent accidental spills during refueling or maintenance of the small boat. Small Boats shall keep a supply of oil absorbent materials onboard to respond to a spill of petroleum product.
- f. All hazardous waste generated shall be managed in accordance to Federal, State and local regulations. The transportation of hazardous waste shall be in accordance with DOT regulations. <http://hazmat.dot.gov/>

.04 Marine Sanitation Devices

All recreational boats with installed toilet facilities must have an operable marine sanitation device (MSD) on board. Vessels 65 feet and under may use a Type I, II or III MSD. Vessels over 65 feet must install a Type II or III MSD. All installed MSDs must be Coast Guard certified. Coast Guard certified devices are so labeled except for some holding tanks, which are certified by definition under the regulations.

When operating a vessel on a body of water where the discharge of treated or untreated sewage is prohibited, the operator must secure the device in a manner which prevents any discharge. Some acceptable methods are: padlocking overboard discharge valves in the closed position; using non-releasable wire tie to hold overboard discharge valves in the closed position; closing overboard discharge valves and removing the handle; locking the door, with padlock or keylock, to the space enclosing the toilets (for Type I and Type II only).

SECTION 12. SMALL BOAT INSPECTION REQUIREMENTS

.01 General

NOAA's Small Boat Inspection Program is designed to ensure that standards of safety are maintained at an acceptable level in order to minimize risk.

The items of safety, survival, and communication/navigation equipment specified in [Appendix J](#) and [Appendix K](#) of this Manual are the minimum required for safe operations. All survival equipment shall be maintained, inspected or tested monthly, at a minimum, in accordance with best management practices and guidance in [Appendix M](#). Additions and changes to these requirements may be necessitated by such considerations as small boat configuration, type and duration of missions, area of operations, and proximity to search and rescue assets. Individual survival gear shall be placed in areas accessible to all Small Boat Operators, Crewmembers, and embarked personnel to be readily available in an emergency.

.02 Responsibility

- a. The OMAO Fleet Inspection Office is responsible for managing an annual inspection program for all Class III and SRV vessels.
- b. The Small Boat Safety Board (with input from the OMAO Fleet Inspection Office) is responsible for managing an inspection program for Class A, Class I and Class II boats and all boat trailers.
- c. Program Directors or their designee(s), in cooperation with the NOAA Small Boat Program, are responsible for ensuring that all small boats not covered in Section 12.02.a are inspected in accordance with the provisions of this Manual.
- d. Vessel Operations Coordinators shall ensure appropriate routine inspections are conducted by OICs. VOCs will also ensure that all annual inspections are reported to their LOSBO and the NOAA Small Boat Program Manager in a timely manner.

.03 Inspection Procedures for Class A, Class I and Class II boats and all boat trailers

- a. NOAA Inspection policy is [Appendix N](#) to this document.
- b. Annual Small Boat Evaluation (ASBE) checklists are available on the web site <http://www.sbp.noaa.gov/resources/insphome.html>.
- c. List of Qualified people to conduct Small Boat Examinations (SBEX) is available on the web site <http://www.sbp.noaa.gov/resources/resources/sbex.html>

.04 OMAO Inspection Procedures for Class III small boats and SRVs

The NOAA Small Boat Inspection Program was developed in response to the requirements and direction of NAO 209-1, the NOAA Safety Policy. The purpose of the NOAA Small Boat Inspection Program is not limited to merely checking for the presence of safety equipment. It is also to assure that all boats are managed, maintained, operated, equipped, modified, and/or upgraded in accordance with accepted standards, practices, and regulations in order to minimize the risks and hazards inherent with taking a craft to sea. Additional benefits of the inspection program include (a) providing a second set of eyes that are on the lookout for hazards, (b) promoting a cross-pollination of safety related ideas, techniques, and equipment to keep all NOAA boats at the same high level of readiness, and (c) staying abreast of current statutory rules to assist the operator with this responsibility. It is not the purpose of the NOAA Small Boat Inspection Program to critique the operating unit.

The inspection criteria for NOAA Class III and SRV Small Boats are: a) 46 CFR Subchapter C, b) 46 CFR Subchapter T, c) 46 CFR Subchapter S, d) 33 CFR Subchapters D, E, F, O, and S, e) USCG Navigation and Vessel Inspection Circulars (NVICs), f) the Technical Standards of the American Boat and Yacht Council (ABYC), g) the National Fire Protection Association Standard (NFPA) 302, h) any promulgated NOAA HQ and line office-specific rules and regulations, etc., and i) “Good Marine Practice.”

a. Scheduling Inspections

The Vessel Operations Coordinator for any Class III or SRV shall contact the OMAO Fleet Inspection Office in order to schedule a mutually acceptable date and time for an inspection. Written notification of the upcoming inspection shall be provided to the Vessel Operations Coordinator approximately one month before the agreed-upon date. Annual inspections shall be performed within a +/- 45-day window of the 1-year anniversary of the previous year’s inspection.

b. Pre-Inspection and Records

When the inspector arrives on site, a pre-inspection meeting will be held to discuss logistics and other inspection-related matters. The previous years’ inspection reports will be reviewed at that time to determine the current status of earlier deficiencies. In addition, the operator will be given a list of materials to collect to be reviewed by the inspector at the pre-inspection meeting.

c. Inspection

A typical inspection takes up to 8 hours (sometimes more if there are underway inspection requirements). Except for the pre-inspection meeting and starting/operating any machinery, the operator may not be required to be present for a dockside inspection. The operator may be asked to demonstrate that all navigation and communication equipment functions properly and specific

required equipment functions properly on (any installed) emergency power. The operators may also be asked to perform dockside engine and generator tests. Any deficiencies found will be identified as either Category 1 (address immediately), Category 2 (address within a reasonable amount of time), or Category 3 (an item for consideration).

d. Drills

The inspector may or may not request that the vessel get underway for a trial. Whether dockside or underway, the operator should be prepared to perform safety drills or otherwise demonstrate emergency preparedness.

e. Post-Inspection Exit Briefing

A debriefing shall be held at the end of the inspection (usually on Day 2) so the inspector can present hand-written or typed raw inspection notes and discuss the findings. Please note that additional research into the regulations, which may not be reflected in these raw notes, is often required. Also be aware that the inspector's draft report is sometimes edited and revised by the NOAA OMAO Safety and Environmental Compliance Division. Occasionally, deficiency classifications and/or recommendations may change from what was discussed at the debriefing. In either case, additional items will not be added to the final report without first discussing the matter with the operating unit.

f. "Do Not Operate" Order

An OMAO Fleet Inspection Officer has the authority to prevent any small boat from operating if the Inspector determines that the small boat possesses deficiencies that represent a significant or unacceptable risk to life, property, or the marine environment. These are generally designated as Category 1 deficiencies.

g. Inspection Report

Final approved inspection reports will be e-mailed from OMAO directly to the appropriate Deputy Assistant Administrator or Program Director, the NOAA Chief Financial Officer (CFO)/Chief Administrative Officer (CAO), and other people listed on the CC list to assure timely distribution. The hard-copy original will be sent through the chain of command. The report will detail the deficiencies observed, as well as noting any perceived risks that the personnel, the boat, the environment, the mission, etc. may be subject to.

h. Response to the Inspection Report

The Program Director shall submit a written response to this report indicating corrective action taken, or anticipated to be taken, with respect to the deficiencies listed in the inspection report. The response shall identify the corrective action

and a due date for completion of the corrective action. It shall further indicate whether (technical) assistance is required to correct any reported deficiency. The response shall be provided to the Director, OMAO, and the OMAO Fleet Inspection Office in a timely fashion (i.e. less than 45 days) after receipt of the inspection report.

.05 Canoes, Kayaks and Rowboats

Non-motorized canoes, kayaks and rowboats shall be exempt from Small Boat Examinations (SBEX), but still must conduct Annual Small Boat Evaluations in accordance with this Manual.

SECTION 13. SMALL BOAT ACQUISITIONS, ALTERATIONS, AND REPAIRS.**.01 Small Boat Acquisition**

- a. Program Directors, or their designees, shall assess the suitability of a new or used small boat, or a small boat design, in relation to cost, mission requirements, operational risk, safety, and environmental compliance prior to initiating a small boat purchase. The cost assessment and any required marine survey shall be forwarded to the respective senior management and budget official prior to any commitment.
- b. Program Directors, or their designees, shall notify the NOAA Small Boat Program Manager:
 1. Prior to a planned small boat acquisition that would require significant alteration or modification to the small boat after its delivery in order to meet mission requirements; or
 2. Prior to any commitment to build a small boat to Government-furnished technical specifications.
- c. When a small boat meets the criteria of Section 13.01.b. above, Program Directors, or their designees, shall ensure that contract specifications are written or reviewed by a professional marine engineer, a naval architect, or OMAO Small Boat Engineer (if available). The review shall ensure that the resultant small boat will be properly configured with respect to safety systems, stability, mission capabilities, sound marine engineering practices, environmental compliance, and Section 14 of this Manual, “NOAA Small Boat Visual Identification and Registration.”
- d. Program Directors may exempt Class A, Class I, or Class II small boats from the requirement for assessing the suitability of a small boat prior to acquisition (see Section 13.01.a.) when the suitability and cost factors for the small boat to be acquired are already addressed or known from previous experience with similar craft engaged in similar missions.

.02 Marine Surveys

A survey conducted by an accredited marine surveyor may be prudent prior to any commitment that will result in acquisition (regardless of cost considerations) of a Class III small boat or SRV. The marine survey shall examine the condition and value of the small boat as well as the structural integrity and safety for its intended use. A marine survey is not required for a new boat or design.

.03 Alteration and Repair of Small Boats

- a. All proposed alterations to NOAA small boats shall be reviewed by the Program Director or Vessel Operations Coordinator to assess their potential impact on safety and mission of the boat. Program Directors or Vessel Operations Coordinators shall seek advice or guidance from a NOAA Small Boat Engineer, the Fleet Inspection Office and SBPM to ensure that the work will be done in accordance with the rules and regulations applicable to the particular class of small boat.
- b. Alterations and repairs shall be performed in accordance with applicable marine-engineering standards, rules, instructions, and regulations. A listing of current and potentially applicable standards, rules, instructions, and regulations is provided on the NOAA Small Boat Program web site.
- c. For all significant alterations, Program Directors or Vessel Operations Coordinators shall seek marine engineering services through OMAO or a professional marine engineer. Significant Alteration or Modification is a change to the configuration of a boat with regard to structural, mechanical, or electrical systems. Examples of significant alterations include the addition of structures or winches, the addition of any weight handling gear (e.g., A-frame, crane, and articulated boom), replacement of inboard propulsion engines, installation of electric generators, lengthening of a vessel, or addition of a bow pulpit.
- d. Records, such as drawings or weight and moment reports, resulting from the alteration of boats shall be maintained at the appropriate program office.

.04 Stability Standard

The field test described in [Appendix P](#) shall be conducted for all boats having had alterations that may affect stability, without a professional stability test conducted or the consultation of a professional marine engineer or a naval architect.

SECTION 14. NOAA SMALL BOAT VISUAL IDENTIFICATION AND REGISTRATION

.01 General

A uniform identification scheme is necessary to develop and promote public recognition of NOAA small boat activities in the coastal environment. A uniform numbering system is required by U.S. Code for the purpose of identification.

.02 Requirements

All NOAA small boats must comply with the visual identification and registration requirements specified in this Manual.

.03 Responsibility

NOAA Programs that own small boats are responsible for:

- a. Complying as closely as practicable with the visual identification guidelines listed in this Manual; and
- b. Registering any new small boat or existing small boat not already registered with the NOAA Small Boat Program Manager.

The NOAA Small Boat Program Manager shall be responsible for issuing hull-registration numbers.

.04 Visual Identification

a. NOAA Emblem

Display of the NOAA emblem is intended to promote public awareness of NOAA programs. Questions relating to the placement of the NOAA emblem shall be directed to the NOAA Small Boat Program Manager.

1. Broadside Position

- (a) On boats that have a cabin, deck house, or a steering console, NOAA emblems shall be placed on both the port and starboard side of the cabin, deck house, or console at a location that is least obstructed from a clear broadside view. Emblems shall be sized to be as large as possible for the available surface area.
- (b) On boats without a cabin, deck house, or steering console, NOAA emblems shall be placed on the forward portion of both the port and starboard bow.

2. Transom Position.

(a) Boats with a full and un-obscured transom shall display the NOAA emblem centered on the transom. The emblem shall be sized to be as large as possible for the available surface area and must account for the area required for the hull-registration number placement below the emblem.

(b) Catamarans, canoes, and other boats with either insufficient transom area to adequately display the NOAA emblem in a centered position, or boats with a transom obscured by a centerline notch, bracket, ramp or other device, shall display the NOAA emblem on the port side of the transom outboard of the hull-registration number. Emblems placed on the transom in this position shall be sized as closely as possible to match the font size of the NOAA hull-registration number.

3. Optional Position

An additional NOAA emblem may be displayed on the port and starboard bow of any class motorboat or SRV when the size of the bow provides adequate surface area and it is determined that the additional NOAA emblems enhance the boat marking scheme.

4. NOAA Emblem Ordering

Current and additional information pertaining to ordering NOAA emblems can be found on the NOAA Small Boat Program web site. <http://www.sbp.noaa.gov/resources/identification/flagseblems.html>

b. Line and Staff Office Specific Boat Marking

1. NOAA Line and Staff Offices may develop specific boat-marking schemes. Specific boat-marking schemes shall be applied consistently to all boats owned by the Line or Staff Office. Specific boat-marking schemes shall not infringe upon, be similar to, or be able to be construed as being similar to, any existing vessel-marking schemes in use by any vessel, or fleet of vessels, either public or private.

2. NOAA Line and Staff Offices may display the program name on their boats. Program name lettering shall follow the guidelines for boat name and hull-registration numbers as closely as practicable.

c. Boat Name and Hull Registration Number

Boat name and hull-registration numbers shall be:

1. Block-shaped capital letters in sans-serif (Arial) type font;

2. Of a color providing contrast with the background hull color, usually black; and,

3. Sized as follows:

Small Boat Category	Letter Size
Class A	3 inches
Class I	3 inches
Class II	6 inches
Class III	6 inches
Small Research Vessel (SRV)	9 inches

NOTE: Drawings 1 through 4 of [Appendix O](#) provide example markings for common boat configurations to assist in complying with the intent of Section 14.04.a through Section 14.04.c of this Manual.

d. Hulls

The hull of boats shall comply with the following visual guidelines:

1. Fiberglass. Color shall be that of pigment used in the original fiberglass lay up. Programs acquiring new boats should specify a white hull when available.
2. Wood or Steel. Color shall be white. Exemptions for existing boats painted colors other than white shall be considered by the NOAA Small Boat Safety Board on a case-by-case basis.
3. Aluminum Structures. Marine-grade aluminum hulls or structures are not required to be painted.

e. Structures

The house, or any structure used to house cargo, personnel, or laboratory space that extends above the main working deck, shall be white.

f. Weight-Handling Equipment

Cranes, winches, or other weight-handling gear shall be black.

g. Exterior Decks and Ladder Treads

To the extent possible, exterior decks and ladder treads shall be gray. Boats of fiberglass construction are exempt from this requirement.

h. Masts and Rigging

Masts and rigging shall be black or buff.

i. Boot Top

Boot topping, if applied, shall be black.

.05 Exemptions

Requests to exempt a small boat, or to deviate from the standards described in items Section 14.04.a through Section 14.04.i of this Manual, for reasons other than those listed in items Section 14.05.a through Section 14.05.e, shall be transmitted to the NOAA Small Boat Program Manager for review and action by the Small Boat Safety Board.

a. Rigid-Hull Inflatable Boats

Existing rigid-hull inflatable boats are exempt from the visual identification requirements. Although exempt from these items, existing rigid-hull inflatable boats should attempt to comply with the identification requirements where practicable. New rigid-hull inflatable boats should comply with the visual identification requirements where practicable and to the extent that it will not place unreasonable demands on program resources.

b. Established Recognition

Existing boats with established public recognition may be granted an exemption from the visual identification requirements when this established recognition is critical to mission success or necessary to prevent harassment by marine authorities or other mariners.

c. Imminent Danger

Exemption from the visual identification requirements may be granted by the Program Director, on a temporary basis, for boats when a significant hazard to the boat or its complement is probable or perceived due to unpopular public opinion caused by NOAA regulation or policy. Restoration of the boat to the visual identification requirements of this Manual shall be at the earliest possible time after the passage of the perceived or possible threat.

d. Unique or Extreme Operating Hazards

Exemption from the visual identification requirements may be granted by the Program Director if it is determined that another marking scheme greatly enhances the visibility, and therefore safety, of a small boat (e.g., marking the house or hull of a boat with high contrast highlights to provide better visual detection when the small boat is frequently navigated in fog or heavy weather).

.06 Flags

a. All Flags

When practical, all small boats shall follow the policy and procedures regarding the flying of flags contained in NAO 201-6, Official Flags of NOAA.

b. Sizes

The flag of the United States shall be the highest and largest flag flown aboard a small boat when other flags are flown in conjunction with the flag of the United States. Flags of the United States should comply with minimum size requirements for each class of small boat as follows:

Small Boat Category	Flag Size
Class A	determined by the Program Director
Class I	12 inches by 18 inches
Class II	16 inches by 24 inches
Class III	20 inches by 30 inches
Small Research Vessel (SRV)	24 inches by 36 inches

.07 NOAA Hull-Registration Numbers.

a. NOAA registration numbers shall be issued by the NOAA Small Boat Program Manager. Registration numbers shall be composed of up to six (6) characters.

1. The first character shall be a letter and assigned as follows:

First Character	Description
F	any boat assigned to NOAA Fisheries
S	any boat assigned to NOAA's National Ocean Service and primarily engaged in hydrographic survey, charting, or activities related to the testing and evaluation of hydrographic survey gear
R	any boat assigned to NOAA Research or NOAA's National Ocean Service and primarily engaged in research other than hydrographic survey or charting, or any boat assigned to NOAA's National Weather Service or to NOAA Satellites and Information
None	any boat assigned to a NOAA Staff Office, such as Office of Marine and Aviation Operations.

2. The second and third characters shall be a number corresponding to the length overall (LOA) of the small boat measured in feet and rounded down to the nearest whole foot length, or LOA as provided by the boat manufacturer.

3. The fourth, fifth, and optional sixth characters shall be a number determined by the NOAA Small Boat Program Manager and assigned in sequential order. The optional sixth digit may be utilized when inventory in a specific length category exceeds 99 total boats.

b. Program Directors, or Vessel Operations Coordinators, shall submit the following information to the NOAA Small Boat Program Manager when requesting a hull-registration number:

1. Length overall (LOA);
2. Hull construction material(s);
3. Builder/Brand;
4. Mission;
5. Propulsion plant type, configuration, and horsepower;
6. Vessel Operations Coordinator;

7. Ownership (Line or Staff Office/program);
8. Home port or usual storage location; and
9. Any other requirements listed on the form available on the website at <http://www.sbp.noaa.gov/resources/identification/hullid.html>

c. NOAA Hull-Registration Number Display.

NOAA small boats shall display a specific NOAA registration number in the following manner.

1. Bow. The number shall be displayed on the forward section of the port and starboard bow. If the small boat name is displayed on the port and starboard bow, the number shall appear beneath the name, left justified on the port bow, right justified on the starboard bow, and of similar size font as the small boat name. The NOAA emblem, if displayed on the bow, shall be positioned forward of the small boat name and NOAA registration number.

2. Transom. The NOAA registration number shall be applied to the transom of all small boats as follows:

(a). Full transom - centered below the NOAA emblem, and sized in accordance with the guidance in Section 14.04.a.2.(a) of this Manual; and

(b). Small boats with transoms described in Section 14.04.a.2.(b) - on the port side, left justified to the NOAA emblem and sized in accordance with Section 14.04.c.3 of this Manual. (Note: Where application of Section 14.04.c.3 is not practical, the NOAA emblem and NOAA registration number shall be sized to be as large as possible within the given area.)

d. Variation. Variations to the display requirements for NOAA registration numbers shall be considered on a case-by-case basis. Requests for variations shall be submitted by the Program Director, or designee, to the Small Boat Program Manager.

SECTION 15. CONFIGURATION MANAGEMENT

(Intentionally left blank)

SECTION 16. MAINTENANCE

.01 General

This Manual requires the establishment of maintenance requirements and procedures for all NOAA small boats in an effort to maximize operational readiness. The objectives of these procedures are to help prevent hull damage and mechanical or electrical-system casualties, any of which could compromise the safety of small boat operations. Compliance will help to avoid the rendering of a small boat unsafe or inoperable due to lack of proper maintenance.

.02 Financial Support for Small Boat Maintenance

Each Program must provide adequate financial support for all maintenance requirements for all the small boats in that Program's possession. Sufficient funds should be in place for all annual repairs, dry-dock periods, and mid-season upkeep and repairs.

APPENDICES

Appendix A. NAO 209-125: NOAA Small Boat Program

SECTION 1. PURPOSE.

.01 The National Oceanic and Atmospheric Administration (NOAA) has a responsibility to provide a safe working environment for its workforce and for partners who are exposed to the risks associated with using small boats owned and/or operated by NOAA. This is consistent with NOAA Administrative Order (NAO) 209-1, NOAA Safety Policy. The purpose of this Order is:

- a. to make small boat safety the number one priority for all small boating operations;
- b. to ensure small boats meet NOAA's seaworthiness and operational safety standards;
- c. to establish a comprehensive NOAA Small Boat Standards and Procedures Manual (hereafter, "the Manual");
- d. to establish a NOAA Small Boat Safety Board (SBSB);
- e. to establish a Small Boat Program (SBP);
- f. to foster and facilitate collaboration within NOAA and with outside partners having a common interest in safe, efficient, and environmentally sound small-boat operations; and
- g. to encourage a corporate culture that values the skilled small-boat operator, encourages the distribution of information, seeks a quality approach, shares commitment, and seeks to manage operational risk.

.02 This is a complete revision and update to NAO 217-103, Management of NOAA Small Boats. Significant changes in this Order include: re-titling and renumbering of the Order to place it in the NAO Series' chapter on safety; revising and updating the policies for small boat safety; and introducing and authorizing issuance of the NOAA Small Boat Standards and Procedures Manual and prescribing that its contents will expand upon safety issues covered in this Order and will cover the non-safety matters previously addressed in NAO 217-103.

SECTION 2. SCOPE.

This Order applies:

- a. to all NOAA small boats as defined in Section 6.01 of this Order;
- b. to all NOAA personnel who operate any small boat in the performance of their official duties; and
- c. to all individuals who operate NOAA small boats.

SECTION 3. POLICY.

.01 The NOAA Small Boat Standards and Procedures Manual (the Manual) will consist of a broad programmatic core manual having NOAA-wide application and by Supplemental Small Boat Policy (SSBP) and Small Boat Operating Manuals (SBOMs) developed by NOAA Programs (defined herein) to address their peculiar program and/or mission requirements.

- a. Issuance of the Manual is in compliance with NAO 200-3, The NOAA Administrative Order Series.
- b. The Manual augments and supplements the policies, procedures, and guidelines in this Order and is intended to maximize the efficiency and effectiveness of NOAA's SBP by providing for the timely development and issuance of programmatic materials to the small boat community.
- c. The core elements of the Manual apply to all individuals and Programs involved with NOAA's small boats and has the same force, effect, and authority as this Order. These core elements shall be developed and maintained by the SBSB. An electronic edition of these elements will be available for viewing at the link to the Small Boat Program found on the Office of Marine and Aviation Operations (OMAO) webpage at <http://www.oma.noaa.gov/>.
- d. The Supplemental Small Boat Policy (SSBP) and Small Boat Operating Manuals (SBOMs) also have the same force, effect, and authority as the core Manual; however, they are developed by NOAA Programs and are applicable only to their specified Program and/or mission.

.02 At a minimum, all small boats and their required inventories shall be inspected annually and, additionally, in accordance with individual requirements developed under the Manual and/or by NOAA Programs under the SSBP and/or SBOM.

.03 All operators of NOAA small boats shall be trained and certified based on small boat size, engineering complexity, nature of operations, and operating area. NOAA-wide training requirements are defined in the core of the Manual; Program- and mission-related requirements are defined in the SSBP and/or the SBOM.

.04 NOAA small boats shall be operated in a safe and environmentally conscious manner.

.05 NOAA small boats shall be maintained in a seaworthy condition and be fit for the mission intended.

.06 Appropriate safety training and life-saving equipment resources shall be provided to personnel operating or embarked on NOAA small boats.

.07 NOAA small boats shall be used only for official government purposes.

.08 Any incident or near-miss concerning a NOAA small boat must be reported in accordance with NAO 209-1, NOAA Safety Policy, and any additional requirements in the Manual.

.09 NOAA small boats shall conform to the visual identification and registration requirements provided in the Manual.

.10 A waiver is a written authorization that permits temporary deviation from provisions of this Order for strategic or compelling operational requirements. Any Request for Waiver to provisions of this Order shall be presented in writing to the SBSB. The SBSB will provide guidance to the Director, OMAO, who is the approval authority for all waivers to provisions of this Order. See the Manual for additional coverage of Requests for Waiver.

SECTION 4. BACKGROUND.

.01 Operating small boats in support of NOAA missions involves unique associated risks. NOAA relies on small boats to achieve mission requirements. There are numerous regulatory standards that address small boat safety, but little guidance or few regulations tailored specifically to the special mission of small boats or research vessels less than 300 gross tons. Current marine standards are derived from international conventions, lessons learned from casualties, and advances in technology. As such, the body of regulatory information continues to grow and change. Toward this end, this Order seeks to establish a NOAA Small Boat Program that is sufficiently fluid to meet varying small-boat requirements on a national, regional, and local level.

.02 As steward of the Nation's oceans and atmosphere, it is NOAA's intent to comply with, or exceed, all applicable regulatory and industry standards and to foster a management culture committed to safe and environmentally sound small boat operations based upon the principles of risk management.

SECTION 5. RESPONSIBILITY.

.01 The Director, Office of Marine and Aviation Operations (OMAO), shall broadly administer NOAA's Small Boat Program and shall provide support and resources, and shall recommend additional funding sources for its operations. The Director, OMAO, is the final administrative authority for all matters pertaining to the NOAA Small Boat Safety Program and its policies, procedures, and standards and shall review the contents of the Manual and any subsequent updates prior to their issuance. Concurrence will be indicated by signature of the Director on the sequentially numbered Transmittal Sheets that will accompany each issuance or update to the Manual. The Director may request prior review and concurrence by the Deputy Under Secretary for Oceans and Atmosphere prior to authorizing potentially controversial updates.

.02 The Small Boat Safety Board (SBSB).

a. The composition of the SBSB is as follows.

1. Board Members:

- (a) Small Boat Program Manager (SBPM) - SBSB Coordinator;
- (b) National Marine Fisheries Service representative(s);
- (c) National Ocean Service representative(s);
- (d) Oceanic and Atmospheric Research representative(s) (also representing National Weather Service);
- (e) Office of Marine and Aviation Operations (OMAO) representative(s);
- (f) NOAA Safety and Environmental Compliance Office (SECO) representative(s); and
- (g) NOAA Law Enforcement (from various Line Offices) representative(s).

2. Each organization identified in Section 5.02a.1.(b) through (g) of this Order may designate one additional board member to the SBSB; however, for voting purposes, each of these organizations is entitled to cast a single vote (Oceanic and Atmospheric Research/National Weather Service also is entitled to one vote).

b. The SBSB serves in an advisory capacity to the Director, OMAO, and is the technical authority for matters pertaining to small boats. The SBSB shall:

- 1. develop, maintain, review, and approve this Order;
- 2. prepare, clear, issue, maintain, and distribute the NOAA Small Boat Standards and Procedures Manual (the Manual). The SBSB shall review and revise the Manual, as necessary, in order to keep it current with applicable policies and regulations and to maintain the ability to

adapt to changes involving technology and/or safety within the marine community. The Manual, and its future updates, will be issued via sequentially numbered Transmittal Sheets;

3. develop, evaluate, and maintain a set of basic qualifications standards for small-boat operators and crew;
4. approve basic small-boat training requirements and approve all policies, standards, and operating procedures developed under the Manual (including all SSBP and SBOMs);
5. establish criteria and tools for small-boat operational risk assessments;
6. identify and promote “best in class” safety practices for boat operations;
7. establish minimum criteria for SSBPs and SBOMs;
8. determine reciprocity or substitution of small-boat operator and crew qualifications with similar qualifications of other agencies, organizations, or training programs;
9. serve as a policy and implementation advisor to the Small Boat Program;
10. evaluate data and trends gathered from operational, inspection, and incident reporting statistics and initiate appropriate actions;
11. address other boating-related matters as requested by NOAA management and/or as deemed appropriate by the SBSB;
12. inform NOAA management of significant small-boat management issues;
13. maintain a compilation of small-boat inventory and compliance records;
14. provide subject matter expertise for issues relating to the small-boat community;
15. provide guidance to the Director, OMAO, regarding Requests for Waivers to the provisions of this Order and of the Manual;
16. respond to questions and concerns raised by the small boat community; and
17. review boating incident/accident reports and initiate appropriate actions.

.03 NOAA Programs. NOAA Programs that own, operate, and/or maintain small boats shall comply with this Order and the Manual and are responsible for the following:

- a. the safe operation, inspection compliance, life cycle management, and material condition of their small boats;
- b. developing and maintaining SSBP and SBOMs which are directly related to their unique program and mission requirements in order to augment the Manual;

- c. conducting and recording Operational Risk Assessments; and
- d. designating SBSB representatives and providing adequate time and resources for their participation on the SBSB.

SECTION 6. DEFINITIONS.

.01 NOAA Small Boat. A small boat, as defined in Section 6.06 of this Order, owned, operated, or maintained by NOAA. The term includes boats leased, loaned, bare boat chartered (also referred to as demise chartered), or operated under any cooperative agreement with other government agencies, universities, or scientific organizations by or from NOAA, but does not include boats time chartered by NOAA.

.02 NOAA Program. As used in this Order, the term refers to and is synonymous with NOAA Line Offices, Staff Offices, and any of their subordinate entities.

.03 NOAA Small Boat Standards and Procedures Manual. A compilation of instructions, procedures, regulations, and guidelines derived from operational risk assessments and best management practices applicable to NOAA Small Boats.

.04 Operational Risk Management. A process approach to understanding and dealing with the elements of risk associated with operations. Implementing Operational Risk Management involves performing risk assessments and implementing corresponding risk controls. Risk management is a decision making process that enhances operational capability. The process helps the decision maker in identifying hazards, assessing risks, and implementing controls to reduce the risk associated with any operation.

.05 Operational Risk Assessment. A process involving identification of risks associated with a NOAA small boat's operations and consideration of actions to reduce those risks. Supervision, communication, and overall support, operating area, operator experience level, personnel physical and mental fitness, weather, and complexity of mission may be factors in the assessment.

.06 Small Boat (or Vessel). As used in this Order, includes every description of watercraft less than 300 gross tons capable of being used as a means of transportation of persons on water. The SBSB will classify vessels by size, nature of operations, and engineering complexity.

.07 Small Boat Inspections. Documented, formal evaluations of a small boat's material condition, inventory, and compliance for which inspection criteria, frequency, and format are defined in the Manual.

.08 Small Boat Operating Manual (SBOM). A compilation of instructions, procedures, and guidelines specific to each small boat, its mission, and its operating area.

.09 Small Boat Operator (Operator or Coxswain). As used in this Order, any person who operates a NOAA small boat as defined in Section 6.01 of this Order.

.10 Supplemental Small Boat Policy (SSBP). A compilation of instructions, procedures, regulations, and guidelines derived from operational risk management and best management practices conducted by a NOAA Program for specific small boat operations.

SECTION 7. REFERENCES.

The following reference sources are listed in descending order of hierarchy.

- a. NAO 209-125, NOAA Small Boat Program.
- b. NOAA Small Boat Standards and Procedures Manual.
- c. Supplemental Small Boat Policy (SSBP).
- d. Small Boat Operating Manual (SBOM).

SECTION 8. EFFECT ON OTHER ISSUANCES.

This Order supersedes and revokes NAO 217-103, Management of NOAA Small Boats, dated January 21, 2003, as amended.

Under Secretary of Commerce
for Oceans and Atmosphere

Office of Primary Interest:
Office of Marine and Aviation Operations
Safety and Environmental Compliance Division

Appendix B. Procedures Of Risk Analysis And Management

This guidance is provided and intended to assist field personnel in developing Annual Risk Management plans by detailing the philosophy and discrete steps necessary to conduct a self-evaluation of inherent risks pertaining to small boat operations.

RISK MANAGEMENT

.01 Principles of Risk Management.

- a. Accept risk when benefits outweigh costs. Risk is inherent in boat operations. Risk is also related to gain; normally, greater potential gain requires greater risk. The goal of operational risk management (ORM) is not to eliminate risk, but to manage it so that missions can be fulfilled with the minimum amount of exposure to potential harm or loss.
- b. Accept no unnecessary risk. Only take risks which are necessary to accomplish a mission. Taking unnecessary risks not related to successful mission completion is equivalent to gambling. Gambling is an imprudent activity that does not belong in ORM.
- c. Anticipate and manage risk by planning. Risks are more easily controlled when they are identified early.
- d. Make risk decisions at the appropriate level. Risk-based decisions are made directly by the person in charge of a specific operation, boat, or activity at a given time. Prudence, experience, judgment, intuition, and situational awareness of the person in charge of a specific operation, boat, or activity at a given time are critical elements in making effective risk-management decisions. When the person in charge of a specific operation, boat, or activity at a given time determines that the risk associated with his decision cannot be controlled at that level, or is not in accordance with the relevant Program Director's operational intent, the decision must be elevated to the next level of supervision.

.02 Risk Management Process. Risk Management entails a process of identification, ranking, abatement, communication, and supervision of risks and associated controls.

a. Identification.

1. Potential hazards are first identified and must include potential dangers to:
 - (a) Personnel;
 - (b) Small boat;
 - (c) Environment; and
 - (d) Mission Success.

Identified hazards are later ranked according to the severity and probability of occurrence.

2. Typical Causes. The following are common causes of injury or accident for boats. Causes must be considered in the risk-identification phase in order to develop and implement logical and cost-effective risk-control measures.

- (a) Human Systems Failure;
- (b) Structural Failure;
- (c) Mechanical/Systems Failure;
- (d) Collision;
- (e) Allision;
- (f) Fire;
- (g) Inadequate Stability;
- (h) Grounding; and
- (i) Hazardous Material Reactions;

3. Contributing Factors. The following is a list of contributing program-specific or small boat-specific factors which must be considered when determining risk-hierarchy rankings for identified hazards:

- (a) Small boat Design Limits;
- (b) Repair Standards;
- (c) Stability Tests/Reports;
- (d) Emergency Drills;
- (e) Safety Systems;
- (f) Operator Qualifications;
- (g) Night Operations;
- (h) Proximity or Probability of Emergency Assistance;
- (i) Embarked Personnel;
- (j) Staffing Levels;
- (k) Management and Funding;
- (l) Inspection Suitability;
- (m) Material Condition;
- (n) Nature of Operations;
- (o) Operating Environment; and
- (p) Safety Record.

.03 Annual Risk Assessment Templates (Will be available on the web at www.sbp.noaa.gov. Interim guidance is available until templates are complete)

Appendix C. Small Boat Operations Manual Table Of Contents Template

Operations Manual

For

“Small Boat Name, NOAA Number”

Table of Contents

SECTION 1. SMALL BOAT’S GENERAL DESCRIPTION AND NATURE OF OPERATIONS

- .01 Small Boat Classification (A, I, II, III, or SRV).
- .02 Mission.
- .03 Operating Area.
- .04 Small Boat Capabilities.

SECTION 2. SMALL BOAT CHARACTERISTICS

- .01 Manufacturer.
- .02 Official Numbers: NOAA No., Documentation No., and Hull ID No.
- .03 Visual Identification and Painting Scheme: Logos, Name and ID Numbers Locations, Flag(s), Plaques.
- .04 Year Built.
- .05 Gross Tonnage, Net Tonnage, Displacement.
- .06 Hull and Cabin Material.
- .07 Length Over All, Beam and Draft.
- .08 Speed and Endurance.
- .09 Hull, Machinery, Electrical and Scientific Equipment.

SECTION 3. OPERATIONAL PROCEDURES AND LIMITATIONS

- .01 Annual Risk Assessment
- .02 General Policies and Procedures.
- .03 Material Condition.
- .04 Weather and Sea-State Limitations and Monitoring.
- .05 Stability and Load Limitations.
- .06 Distance from Shore Restrictions.
- .07 Night and Overnight Operations.
- .08 Position Reporting Requirements.
- .09 Check-Off Lists: Departure and Arrival.
- .10 Float Plan/Trip Report ([Appendix I](#)).
- .11 Embarked Personnel: Crew, Scientists and Passengers.
- .12 Diving from Small Boats: NOAA Diving Regulations Apply, Oxygen Kit Required Aboard.
- .13 Use of Permanent and Temporary (Science) Installed Equipment.

SECTION 4. REPAIR AND PREVENTATIVE MAINTENANCE REQUIREMENTS

- .01 ABYC, NFPA and USCG Regulations Apply.
- .02 Critical vs. Non-Critical Repairs.
- .03 PMS Scheduling (Daily, Weekly, Monthly, Quarterly, Semi-annually, Annually and Based on Hours of Operation).
- .04 Maintenance Logs (Hardcopy and Database).
- .05 Monitoring Systems: LO Analysis, Vibration, Gages, Alarms.
- .06 Crew and Shore/Depot Level Repair and Maintenance.

SECTION 5. SAFETY SYSTEMS

- .01 Required Safety/Firefighting/Life Saving Equipment, Table 1.
- .02 Testing/Examination of Safety/Firefighting/Life Saving Equipment.
- .03 Required Navigation and Communication Equipment, Table 2.

SECTION 6. EMERGENCY PROCEDURES

- .01 Proximity and Probability of Emergency Assistance.
- .02 Drills: Fire, Flooding, Collision, Man Overboard, Oil Spill, etc.
- .03 Emergency Check-Off Lists (46CFR 185.25-5).

SECTION 7. OPERATOR QUALIFICATIONS AND STAFFING LEVELS

- .01 Certification and License Requirements as Applicable to Small Boat Class.
- .02 Training: Seamanship, CPR and First Aid.
- .03 Vessel Operations Coordinator.
- .04 Operator and Crew Staffing Levels.

SECTION 8. INSPECTION REQUIREMENTS

- .01 Required OMAO Fleet Inspection for Class III and Larger Small Boats.
- .02 Annual Small Boat Evaluation (ASBE) for Class A, I and II.
- .03 Small Boat Examination (SBEX) for Class A, I and II.

SECTION 9. CONFIGURATION CONTROL

- .01 Boat Alterations, Submittal Procedures, and Record Keeping.
- .02 Marine Engineering Consultation.
- .03 Weight and Moment Control.

SECTION 10. DOCUMENTATION, REPORTING AND RECORD KEEPING

- .01 Drawing and Diagrams showing:
 - a. Major Systems.
 - b. Location of Emergency and Safety Gear (Damage Control).
 - c. General Arrangements Including Galley, Messing and Berthing.
- .02 Pollution Control and Discharge Plaque.
- .03 List of Drills and Frequencies ([Appendix M](#))
- .04 Stability Information.
- .05 MSDS.
- .06 OEM Technical Manuals for Installed Equipments.
- .07 NOAA Small Boat Program Web Site: <http://www.sbp.noaa.gov/>.
- .08 Spares Inventory
- .09 Accident Reporting and Investigation.
- .10 Boat Alteration Records.
- .11 Operator Certifications, Licensing, and Training Records.
- .12 Inspection Records.

SECTION 11. REFERENCES

46CFR, ABYC and USCG Regulations, Annual Risk Assessment, Supplemental Small Boat Policy, NOAA Small Boat Standards and Procedures Manual, and NOAA Administrative Orders as Applicable.

Appendix D Small Boat Safety Board Charter

NOAA Small Boat Safety Board Charter

Purpose:

The NOAA Small Boat Safety Board (SBSB) shall:

1. Develop, maintain, review, and approve NAO 209-125 and the Manual;
2. Develop, evaluate, and maintain a set of basic qualifications standards for small boat operators and crew;
3. Approve basic small boat training requirements and approve all policies, standards, and operating procedures developed under the Manual (including all SSBPs and SBOMs);
4. Establish criteria and tools for small boat operational risk assessments;
5. Identify and promote “best in class” safety practices for boat operations;
6. Establish minimum criteria for SSBPs and SBOMs;
7. Determine reciprocity or substitution of small boat operator and crew qualifications with similar qualifications of other agencies, organizations, or training programs;
8. Serve as a policy and implementation advisor to the Small Boat Program;
9. Evaluate data and trends gathered from operational, inspection, and incident reporting statistics and initiate appropriate actions;
10. Address other boating-related matters as requested by NOAA management and/or as deemed appropriate by the SBSB;
11. Inform NOAA management of significant small boat management issues;
12. Maintain a compilation of small boat inventory and compliance records;
13. Provide subject matter expertise for issues relating to the small boat community;
14. Provide guidance to the Director, OMAO, regarding Requests for Waivers to the provisions of this Order and of the Manual;
15. Respond to questions and concerns raised by the small boat community; and
16. Review boating incident/accident reports and initiate appropriate actions.

Organization of the Board:

The SBSB consists of the following members or Line Office representatives:

Small Boat Program Manager (SBPM) – SBSB Coordinator,
National Marine Fisheries Service (NMFS),
National Ocean Service (NOS),
Oceanic and Atmospheric Research (OAR), (also representing National Weather Service (NWS)),
Office of Marine and Aviation Office (OMAO),
NOAA Safety and Environmental Compliance Office (SECO), and
NOAA Law Enforcement.

Line Offices may designate one additional board member to the SBSB, however their votes will be combined into one for decision-making purposes.

The position of Chairperson may alternate, as appointed by the Director, OMAO.

Appointment and Recommendation of Board Members

Board members shall be appointed by the appropriate NOAA Assistant Administrator or Program Director. Selection criteria should be based on each candidate's diversity of experience, currency of experience, and scope of professional qualifications in small-boat operations, safety and operator training. The Small Boat Safety Board or NOAA Small Boat Program Manager may provide recommendations to the Line Offices.

Term of Voting Members

There is no term limit for participation in the SBSB. Should a Line or Staff Office wish to change its representatives on the Board, the recommendation and appointment procedures cited above would be applied.

Subject-Matter Experts and Working Groups

The SBSB shall consult with appropriate subject-matter experts, or may establish working groups of subject-matter experts, to obtain reliable advice on any matter that may exceed the scope of knowledge and expertise of the Members.

Roles and Responsibilities

Final Authority

The SBSB is the final technical authority within NOAA on matters relating to interpretation and application of NOAA Administrative Order 217-103 "Management of Small Boats," the superseding NAO 209-125, the NOAA Small Boat Standards and Procedures Manual and all small-boat matters raised to the SBSB for an opinion or interpretation. Specific subject matter experts may be called for consultation and opinion at the Committee's discretion for any particular policy matter including, but not limited to:

- Operational procedures and policy,
- Small boat operator training and certification,
- Small boat inspection,
- Small boat outfitting and systems configuration.

Requests for interpretation (RFI) shall be submitted via the Line Office Board Members to the Chairperson for action.

Meetings

Meetings of the Members in Person

Meetings of the SBSB will be held at least biennially and when additional meetings are required. The NOAA Small Boat Program Manager will coordinate the agenda and arrangements for the Board meetings. Meeting agendas will be distributed to the Board Members and will be distributed as well to interested parties on request. The SBSB meetings will have official minutes and actions recorded. Meeting records will be maintained in the office of the Small Boat Program and distributed to NOAA management and Small Boat community.

Virtual Meetings

To ensure flexibility and timely response to matters where time is of the essence, or when in-person meetings are not warranted or feasible, the Chairperson may call a virtual meeting of the SBSB. A virtual meeting may utilize individual phone calls, conference phone calls, electronic forums, electronic messaging, video conferencing, or email to distribute matters before the Committee and collect the opinions of Board Members on such matters. Notice, agenda and records will be maintained in the same way as meetings in person.

Quorum

Request for Interpretation, Opinion or Review

When the SBSB receives a Request for Interpretation (RFI), a Request for Opinion (RFO), or a Request for Review (RFR) the Board shall act as a decision-making body. Decisions will be accomplished by consensus (i.e., no one votes “thumbs down” on an issue). At least two-thirds of the Board Members must be in attendance to constitute a quorum. When time is of the essence or in emergency matters and in the absence of a quorum, the matter shall be referred directly to the Chairperson for a decision.

When the SBSB is tasked with the review of an Annual Risk Assessment, Supplemental Small Boat Policy, Small Boat Operations Manual or small boat operations incident, the Board shall act as a quality-assurance body.

The SBSB is the final technical authority within NOAA on matters pertaining to small boat safety policy, standards, and procedures.

Appendix E – NOAA Boat Operator Qualifications Letter

Note: Clean, modifiable versions available at <http://www.sbp.noaa.gov/>



NOAA Boat Operator Qualifications Letter

Operator Name:

Facility/Laboratory:

Phone:

Email:

Operator Training/Certificates and Expiration Date if Applicable:

NOAA Component Course Date: _____

CPR Certification Expiration Date: _____

First Aid Certification Expiration Date: _____

Other Medical Certificates and Expiration Dates:

The person named above possesses the appropriate certificates/licenses, and has demonstrated the skills necessary to operate or serve on NOAA small boats as following:

Boat Registration/Name	Operations (all or specific)	Approved by (VOC or PD)	Date

Appendix F. Personnel Qualifications Standards (PQS) – Minimum Requirements

Note: Clean, modifiable versions available at <http://www.sbp.noaa.gov/>



NAME: _____

DATE: _____

Task: (POS) “Minimum” requirements for Class A and I Boats Specific standards must be adapted to region and boat

Conditions Performed shore side or underway. Operator must accomplish all tasks without prompting or use of a reference.

Completed Performance Criteria

- _____ 1. Describe the boat specifications/characteristics: hull, length, hp, fuel capacity, battery setup, steering, etc.
- _____ 2. Identify and describe the usage and stowage of the following equipment: fire ext., PFD's, EPIRB, first aid kit, anchor flares, etc.
- _____ 3. Limitations of the vessel: max. safe speed, economical cruising speed, fuel consumption, range, maximum number of people/load, stability considerations, etc.
- _____ 4. Pre-departure check: Float Plan, PFD's, fire extinguishers, visual distress signals, searchlight, navigation lights, boat hook, charts, tools, first aid kit, horn, etc.
- _____ 5. Mechanical checks: (if applicable) oil level, water level, fuel level and system, batteries, generator, etc.
- _____ 6. Departure: crew briefed on duties, completed pre-departure checklist, engines started, cooling water and electronics checked.
- _____ 7. Cast Off: area clear, note wind, current, controlled departure.
- _____ 8. Seamanship: useful knots, use of cleats, line-under-strain safety

- _____ 9. Anchoring: bottom characteristics, effects of wind/current, scope required, approach, lower anchor, ensure not dragging, etc.
- _____ 10. Applicable Rules of the Road.
- _____ 11. Troubleshooting. Possible cause of engine's failure to start, high engine temperature alarm, etc. Procedure to follow for steering casualty.
- _____ 12. Demonstrate proficiency navigating using compass, charts, and GPS
- _____ 13. Demonstrate proper operation of the following electronics: GPS plotter, VHF radio and DSC, loud hailer, RADAR if equipped
- _____ 14. Boat Handling: notify crew of speed change, increase (smoothly) engine rpm's to planning speed, trim engines and tabs if equipped, demonstrate turns.
- _____ 15. Mooring: engines tested in reverse, approach dock slowly at an angle.
- _____ 16. Post Cruise Duties: log book entry, close float plan, garbage disposal, necessary boat and trailer cleanup/maintenance.

Evaluator: _____

Vessel Operations Coordinator: _____

Class II PQS checklists:

Located on the Small Boat Program website:

<http://www.sbp.noaa.gov/>

Appendix G. Safety Orientation Briefing

Vessel : _____

Date : _____

OIC: _____

Topics presented in orientation session:

- 1. PFD's**
 - a. PFD policy
 - b. Location of PFD's
 - c. Use of immersion suits
- 2. General alarm**
 - a. Muster area
 - b. Secure work station
 - c. Bring PFD and immersion suit
- 3. Man overboard**
 - a. Maintain lookout
 - b. Sound alarm
 - c. Throw rings & floating gear
- 4. Fire**
 - a. Alarms
 - b. Muster area
 - c. Portable extinguishers
- 5. Abandon ship**
 - a. Life raft location and operation
 - b. EPIRB location and operation
- 6. Personal safety gear**
 - a. PFD – on deck, underway
 - b. Hard hats – when working with crane
 - c. Shoes
- 7. Medical situations**
 - a. Inform crew
 - b. First aid kit location
- 8. Roles and responsibilities**
 - a. Captain and crew
 - b. Chief scientist
 - c. Science crew
- 11. Additional information**
 - a. Bunk cards
 - b. Postings
 - c. Ask if unsure!
- 12. Verbally confirm**
 - a. All understand the safety briefing
 - b. All understand the mission
 - c. All are well rested and fit for the mission


















Appendix H. Operational Risk Assessment Form (GAR)
 (Full size version available on the web site www.sbp.noaa.gov)

Operational Risk Assessment Form

GAR Evaluation Scale

Rate the following where:

0 = no risk and 10 = the highest risk

		<u>Comments/Sources</u>
Resources: Boat and Equipment, Supervision, Communication, Support		
Environment: Surf Zone, Remoteness, Ice, Rocks, Traffic, Shallow or Uncharted Water		
Team Selection: Experience, Training, and Familiarity		
Fitness: Physical and Mental		
Weather: Effects on mission and safety		
Mission Complexity: New or Experimental, Restricts Maneuverability		
		
		<u>Total Risk</u>
		
<u>Green = 0 - 23 (Go, Low Risk)</u>		
		
<u>Amber = 24 - 44 (Use Extra Caution)</u>		
		
<u>Red = 45 - 60 (Stop, High Risk)</u>		
		
		<u>Initial</u>

Refer to the Boat's Operation Manual for a more detailed description of Risk Considerations

NOAA Risk Assessment Considerations

1. RESOURCES: Boat and Equipment, Supervision, Communications, and Support.

Is the boat adequate for the mission? Is it properly equipped with operational and safety equipment? Are the boat and equipment functional and up-to-date? Is there adequate oversight and supervision for this kind of boat, mission, and mission equipment? Is there sufficient administrative and practical support (like fuel and food) for the mission? Is a communications plan in place? Is back-up or rescue available?

2. ENVIRONMENT: Is the mission environment inherently hazardous (i.e., a surf zone, ice, rocks, uncharted or shallow water, etc.)? Is it remote or inaccessible to the USCG or EMS? Is it a new environment for this kind of mission, or for the crew? Will boat traffic, debris, or current impact operations?

3. TEAM SELECTION: Experience, Training, and Familiarity. Have the crew and mission personnel performed this kind of operation before with this kind of boat and equipment, and with each other? Have they operated in this environment before? Is the mission or mission equipment new or un-tested? Is everyone properly trained for this mission?

4. FITNESS: Physical and Mental. Is the team well rested and ready to work? Does everyone understand the mission, and are they capable of performing it? For multiple-day missions, are there enough crewmembers to allow adequate rest periods and safe manning? Will weather, stress, or living conditions pose mission, safety, or crew exposure/fatigue problems?

5. WEATHER: Are current and expected weather conditions acceptable? What are the likely affects of the expected weather on the mission and safety? Does it pose a problem to the gear that will be used? Is there a plan to mitigate hazards or mission failure, or safely cancel, if the weather is worse than expected?

6. MISSION COMPLEXITY: Is the mission or mission equipment complicated, difficult, new or experimental? Is it a multi-unit operation or dependent on other agencies? Is it high profile, stressful, or time sensitive? Will mission equipment restrict the boat's maneuverability, affect stability, or pose a hazard to other traffic? Does the operation carry inherent risks (like towing divers or going into the surf)?

(These are only guidelines. Actual considerations under each category should be adapted to meet the operational requirements of each region or line office.)

Appendix I. Float Plan/Trip Report Form Example.

Examples located on the Small Boat Program website:

<http://www.sbp.noaa.gov/>

Appendix J. Minimum Small Boat Safety Equipment

EQUIPMENT	MOTORBOAT CLASSIFICATION				
	CLASS A	CLASS I	CLASS II	CLASS III	SRV
Anchor ¹	Optional, depends on nature of operations	Optional, depends on nature of operations	One	One, as required by design calculations	
Portable Fire Extinguishers ²	1 Type B-I (when boat has enclosed compartment)		2 Type B-I or 1 Type B-II. A Fixed System equals one B-I	As required by application of appropriate regulation	
Backfire Flame Arrester and Drip Pan	One approved device on each carburetor of all installed gasoline engines, not applicable to outboard engines or diesel engines				
Navigation Lights	As described in Navigation Rules, COMDTINST M16672.2D ³				
Oars/Paddles	One Set	One Set	None	None	None
Magnetic Compass	None	One handheld bearing compass	One mounted	One, adjusted with current deviation card posted ⁴	
Ventilation	Per applicable regulations for occupied spaces and tanks ⁵				
Personal Flotation Devices	See NOAA PFD Policy (Appendix L of this Manual)				
Ring Life Buoys or Buoyant Cushions	None	One ring life buoy or buoyant cushion.		As required by application of appropriate regulation.	
Lifeboat, Raft, or Buoyant Apparatus	None	None	None	As required by application of appropriate regulation.	
Emergency Tiller or Steering System	None	None	As required by application of appropriate regulation.		
First Aid Kit ⁶	One	One	One	One	One
Whistle/Horn	Some means of making an efficient sound signal audible for ½ mile for at least 4 to 6 seconds.			As required by application of appropriate regulation.	
Bell	None	None	None	One, ≥ 200mm Diameter ⁷	One, ≥ 300mm Diameter
Visual Distress Signals	One electric distress light or 3 combination day/night red flares ⁸	One orange distress flag, or one electric distress light, or three hand-held or floating orange smoke signals, and One electric distress light, or three combination (day/night) red flares: handheld, meteor, or parachute type		As required by application of appropriate regulation.	
Navigation Rules	None			One copy of current edition	
Nautical Charts	None	One waterproof chart or chartlet covering the operations area		One of each chart covering the vessel's normal operations area ⁹	
Oil Placard	None		One	One	
Garbage Placard	None		One	One	
Waste Management Plan	None			All boats that have both a galley and berthing spaces	

Footnotes for Small Boat Safety Equipment Table:

NOTE: This Table is adapted from USCG equipment-carriage requirements and is intended to provide minimum acceptable levels of outfitting for research small boats and small research vessels. Exemptions to these requirements may be granted by the Director of OMAO on a case-by-case basis following examination of an operational risk assessment.

¹ The book Chapman Piloting and Seamanship is a good source of information for determining appropriate anchor and rode size and type.

² B-I type approved hand portable extinguishers contain: 1.25 to 2.33 gallons Foam, 4 to 15 pounds Carbon Dioxide, or 2 to 10 pounds Dry Chemical; B-II type approved hand portable extinguishers contain: 2.5 gallons Foam, 15 pounds Carbon Dioxide, or 10 to 20 pound Dry Chemical. All portable extinguishers must be mounted to be USCG approved.

³ Direct questions regarding application of the Rules to OMAO Fleet Inspection Office.

⁴ Recommend every three years unless there have been equipment/wiring changes in the vicinity of the compass in which case it needs to be done following the completion of the work.

⁵ In addition to required ventilation systems, boats carrying a gasoline appliance in a confined space shall be outfitted with a powered bilge-exhaust blower that has an arc resistant motor and is wired independently of the ignition starting system.

⁶ First-aid kit contents should be adequate for type of operation and skill level of personnel expected to administer first aid.

⁷ A bell is not required for a vessel principally operated in waters governed by the International Navigation Rules. However, if a bell is not carried, the vessel shall be capable of making some other efficient sound signal at intervals of not more than 2 minutes. See International Rule 35.

⁸ When operating between sunset and sunrise.

⁹ CORRECTED THROUGH THE MOST CURRENT NOTICE TO MARINERS

Appendix K. Minimum Small Boat Communication and Navigation Equipment

EQUIPMENT	DISTANCE FROM SHORE, SUPPORT VESSEL OR INHABITED LAND			
	Within protected Bays, Sounds or Rivers or close conjunction with a support vessel	0 - 2 Miles	2 – 20 Miles	> 20 Miles
VHF Radio ^{1 2}	One	One	Two	Two
HF Radio ^{2 3} or Satellite Phone	None	None	None	One
GPS	None	One	One	One
EPIRB ⁴	None	One	One	One
SART	None	None	None	One
Cellular Phone ⁵	One	One	One	Recommended

It is NOAA's intention that all NOAA small boats will have a reliable method of direct verbal communication with a shore facility or support vessel at all times.

¹ If two radios are required, at least one shall be of the fixed-mount type. All fixed-mount DSC radios will be integrated with a GPS unit. Handheld units are recommended to be of the yellow floating type.

² All marine radios must have DSC capability and VHF radios must be able to receive NOAA National Weather Service SAME (Special Area Message Encoded) Marine Weather Alerts when available in the boat's operational area. Boats equipped with DSC radios require issuance of a MMSI number. (Available through your Line Office. Contact list: <http://www.sbp.noaa.gov/>) The MMSI number shall be entered into the radio.

³ Appropriate radio operator's license or permit is required.

⁴ EPIRBs equipped with an integral GPS receiver to transmit position of distress are highly recommended.

⁵ Cell phones are not required if there is no coverage in the area. In the spirit of intent, another form of reliable communication must be aboard in this situation (i.e. VHF radio with a regular communication schedule, HF radio or Satellite phone).

NOTE: RADAR and depth sounders may be recommended or required minimum equipment after evaluation of operational risks.

Appendix L. Personal Flotation Devices Policy

CARRIAGE AND USE OF PERSONAL FLOTATION DEVICES AND IMMERSION SUITS ABOARD NOAA SMALL BOATS

SECTION A. – PURPOSE.

This document establishes NOAA policy for all NOAA small boats regarding the carriage and use of personal flotation devices (PFD) and immersion suits. The purpose of this policy is to reduce the risk of drowning and to increase survivability. These criteria were developed after a review of the 2003 NOAA personal flotation device policy. Cold-water thermal-protection requirements are addressed in more detail and are structured to exceed minimum risk controls provided for by the US Code of Federal Regulations (CFR).

SECTION B. – RESPONSIBILITY

This Policy is promulgated by OMAO and shall be maintained and reviewed by the Small Boat Safety Board as technology and safety standards and procedures improve.

NOAA Small Boat Operators who fall under the scope of NOAA Administrative Order (NAO) 217-103 or a superseding NAO shall be responsible to:

- .01 meet or exceed the requirements of this Personal Flotation Device Policy;
- .02 assure that all persons on board have access to and are trained in the use of personal flotation devices; and
- .03 employ risk-management processes to identify the need to carry additional flotation devices for their respective small boat operations.

SECTION C. – PFD and IMMERSION SUIT CARRIAGE REQUIREMENTS.

.01 Carriage Requirements for ALL NOAA Small Boats and all persons, as described under the scope of NOAA Administrative Order (NAO) 217-103 or a superseding NAO.

a. **PERSONAL USE PFDs** – All persons shall wear an approved Personal Use PFD (detail in Section D of this policy) at all times and in all waters (except as stated in Section D.05).

b. **COLD WATER PROTECTION** - If the operating waters qualify as "cold waters" as defined below, or there is an increased risk of hypothermia, then:

1. An approved PFD of a type that offers both thermal protection and flotation shall be readily available for all personnel working on weather decks if not already used as a Personal Use PFD. This includes anti-exposure suits and float coats; and

2. At least one Immersion Suit for each person aboard shall be carried on Class II, III and SRV NOAA small boats.

(a) If immersion suits are intended to be worn by passengers or untrained NOAA employees in an emergency, adequate training and familiarization drills which include the actual donning of an immersion suit shall be carried out prior to departing the dock.

(b) If NOAA-approved survival craft of sufficient capacity are onboard, the requirement for immersion suits for passengers may be waived.

c. **TYPE I PFDs** - Class II, III and SRV NOAA boats shall carry at least one Type I PFD, in addition to Personal Use PFDs, for every person aboard at all times and in all waters. On Class II boats only, immersion suits may substitute for type I PFDs.

d. **RISK MANAGEMENT** - Risk-management processes must be employed to identify if there is a need for additional PFD carriage and usage requirements for all small boat operations.

.02 Carriage requirements for Law Enforcement Vessels.

In lieu of C.01, NOAA Small Boats, when performing Law Enforcement missions, shall adhere to the National Enforcement Operations Manual (NEOM), Procedure 5.6 "Vessel Operations" PFD Policy.

.03 Other Carriage Requirements

Class I, II, III, and SRV boats, regardless of their operating area or water temperature, shall carry one or more throwable lifesaving devices such as Type IV buoyant cushions and/or Ring Life Buoys.

.04 Type I PFD and Immersion Suit Requirements carried onboard NOAA small boats should meet all the minimum requirements described in D.01.d-g

.05 Type I PFD and Immersion Suit Stowage

PFDs and immersion suits shall:

a. be readily accessible (meaning available for donning in a reasonable amount of time in an emergency);

b. be clearly visible. When stowed in a locker, the locker shall be clearly labeled with the number, type, and size of device within (e.g., 5 Immersion Suits – 3L / 2M);

c. not be stowed with work vests or other Personal Use PFDs; and

d. shall not be stowed in plastic bags, in locked and closed compartments, or have other gear stowed on top of them.

SECTION D. – PERSONAL USE PFD REQUIREMENTS.

.01 Personal Use PFDs. Personal Use PFDs, as defined by Section E.13, shall be worn by all personnel at all times while a NOAA small boat is operating except in the specific situations and circumstances detailed in Section D.05 below. They shall be:

- a. capable of providing inherent buoyancy, or inflated buoyancy by manual inflation, and by manual or automatic activation of a compressed gas cylinder, or a combination of inherent and inflatable buoyancy as follows:
 1. an inherently buoyant type PFDs shall be USCG and/or SOLAS approved or a NOAA approved variant;
 2. an inflatable type PFD shall be USCG and/or SOLAS, or a NOAA approved variant; or
 3. a hybrid as approved by NOAA.
- b. certified as USCG and/or SOLAS approved Type V and/or Type III, or a NOAA approved variant;
- c. Personal Use PFDs that are personal property of individuals onboard the small boat shall meet the requirements of this section and be permanently marked with the name of the person to which the PFD belongs;
- d. designed and properly sized for the wearer and for operational and environmental conditions;
- e. used and maintained in a serviceable condition in accordance with the manufacturer or USCG instructions;
- f. equipped with USCG approved personal marker light and whistle that are mounted to resist snagging; and
- g. permanently marked with at least one of the following: the vessel's name, NOAA hull registration number (e.g., R6201), the word "NOAA", the NOAA emblem, or the operating organization (e.g., FKNMS, NRT 1, etc.).

.02 Personal Use PFD Assignment. Any person who engages in operations on a NOAA small boat, and who is not in possession of a personally owned PFD equivalent to the USCG approved Personal Use PFDs above, shall be provided a Personal Use PFD for use while onboard.

.03 Fanny Pack PFD. Although their routine usage is discouraged, inflatable PFDs that require removal from a storage pouch, donning and inflation (commonly referred to as a "fanny pack"

PFD) may be used on Class III and SRVs only when an increased risk of being rendered unconscious in the water or an increased risk of capsizing does not exist. The intent is to allow fanny pack PFDs only during very low-risk operations. This will be considered during the pre-departure risk assessment.

.04 Outreach Events. Passengers and guests will be required to wear a USCG approved, properly fitted flotation device in accordance with this policy.

.05 Exceptions to the Wearing of Personal Use PFDs.

a. Diving – Personal Use PFDs are not required to be worn by divers when at least 70 Newton (15.5 pounds) of inherent buoyancy is provided when dressed in either (or a combination of) a neoprene wet suit, a dry suit, or a buoyancy compensator.

b. Enclosed Spaces on Larger Small Boats – Personal Use PFDs are not required to be worn by persons aboard Class II or Class III small boats and Small Research Vessels when an increased risk of capsizing or an increased risk of being rendered unconscious in the water does not exist and the person is inside an enclosed space.

c. Sufficient Bulwarks and Rails – Personal Use PFDs are not required to be worn by persons on deck when all of the following conditions are met:

1. the OIC grants permission not to wear a PFD on deck; and
2. the person will not engage in the small boat's mission in a scientific or crew capacity; and
3. the person will not be in close proximity to areas where operations are being conducted onboard or over the side of the small boat; and
4. the small boat deck is configured with exterior rails or bulwarks that are at least one meter (39 inches) high; and
5. in the case of rails, the courses of rails (or equivalents, such as chains or wire) are installed such that no open vertical space exists that is more than 15 inches. The opening below the lowest course to the deck must not be more than 12 inches.

SECTION E. – DEFINITIONS.

.01 Cold Water. Water where the monthly mean low water temperature is normally 15° C (59° F) or colder.

.02 Increased Risk of Hypothermia. Hypothermia is defined as a body core temperature less than 35° C (95° F). A risk of hypothermia exists for persons immersed in cold water as defined in Section C.01. However, an increased risk of hypothermia also exists when immersed in water at higher temperatures (above cold water) for longer periods of time because water transfers heat

away from the human body 25 times faster than air does. An increased risk of hypothermia also exists in wet and/or wind chill air conditions.

.03 Increased Risk of Being Rendered Unconscious. An increased risk of being rendered unconscious can be due to many factors, which may include but are not limited to:

- a. handling gear onboard or over the side of a small boat; or
- b. assisting with the launch or recovery of small boats; or
- c. heavy seas or a capsizing events.

.04 Increased Risk of Capsizing and/or Falling Overboard. An increased risk of capsizing and/or falling overboard can be attributed to many factors, which may include but are not limited to:

- a. navigating in the vicinity of a beach, sand bar, breakwater, shoal, reef, sea mount, tide rip, or other oceanographic or physical feature where waves are regularly breaking or have created surf; or
- b. towing, trawling, or lifting; or
- c. heavy weather or icing conditions; or
- d. operating in rivers during high current or flood stages; or
- e. crossing river bars or shallow inlets; or
- f. ship and boat wakes.

.05 Inherently Buoyant. A device which relies on buoyant material for flotation. Buoyant materials used in Personal Flotation Devices include kapok (a natural silky fiber), flexible plastic foams (such as Polyvinyl Chloride (PVC), Polyethylene (PE), and Neoprene), and rigid foams used in Ring Life Buoys (often polyurethane). An inherently buoyant PFD does not rely on any chemical mechanism or operator action to provide buoyancy.

.06 Small Boat Operator (Operator or Coxswain). As used in this Policy, a Small Boat Operator is any person who is in charge of operating a NOAA Small boat as defined in NAO 217-103 or a superseding NAO. For detailed description see the NOAA Small Boat Standards and Procedures Manual.

.07 Operator-in-Charge (OIC). In any case where more than one qualified Small Boat Operator is aboard a small boat, one single individual shall be designated Operator-In-Charge. For detailed description see the NOAA Small Boat Standards and Procedures Manual.

.08 Passenger. As used in this Policy, a passenger is defined as an individual on board who is not considered to be a member of the crew, who is not engaged in the mission of the vessel, who

has not contributed consideration for carriage, and who is not compensated for onboard services. This is intended to represent outreach groups, VIPs, and members of the media.

.09 PFD. An acronym for Personal Flotation Device. Personal Flotation Device is a generic term that includes items such as work vests, marine buoyant devices intended to be worn, life preservers, life jackets, hybrid PFDs, and inflatable life jackets. Approved PFDs must contain a label stating USCG approval number and type. PFDs are defined by type in 46 CFR §160.077-27.

.10 Inflatable PFD. A PFD designed to become buoyant either manually, automatically, or both, by inflation of a sealed chamber. Inflatable PFDs are not inherently buoyant; however they pose a lower risk of personnel becoming entrapped in an enclosed compartment during a flooding or capsizing emergency because of their reduced bulk.

.11 Immersion Suit. An immersion suit is a protective suit that when worn reduces loss of body heat of a person in cold water. Immersion suits are also known as “survival suits.” All immersion suits used on NOAA boats shall be USCG and/or SOLAS approved in accordance with 46 CFR §160.171.

.12 Anti-exposure Suit. An anti-exposure suit (including float-coveralls) is a protective suit (which is an approved Type III or Type V PFD when worn) designed for use in general cold-weather operations.

.13 Personal Use PFDs. Personal Use PFDs are PFDs that are intended to be regularly worn on a continuous basis onboard a small boat such as work vests, float coats/coveralls, anti-exposure suits, fanny pack, dry suit-style, and inflatable PFDs. All Personal Use PFDs must be of a USCG and/or SOLAS approved or a NOAA approved variant.

SECTION F. – WAIVERS.

Requests for waivers or for clarifications to this PFD Policy shall be made to the Small Boat Safety Board through the Small Boat Program Manager, who will address each issue on a case by case basis. Director of OMAO is the final authority for all decisions. For more detailed description see the NOAA Small Boat Standards and Procedures Manual.

Appendix M. Example List Of Drills And Frequencies

EMERGENCY DRILLS/INSTRUCTIONS	MONTHLY	QUARTERLY	6 MONTH	1 YR
Fire Drill (In Different Locations)	X			
Abandon Boat Drill	X			
Man Overboard Recovery Drill	X			
Flooding Control Drill	X			
Distress Radio Call Drill	X			
Use of Visual Distress Signals	X			
Immersion Suit and PFD Donning	X			
Launching Survival Craft/Rescue Boat	X			
Activating the General Alarm	X			
Reporting Inoperative Alarm Systems	X			
Loss of Steering Drill		X		
Diver Accident Drill			X	
EQUIPMENT INSPECTIONS/SERVICE	MONTHLY	QUARTERLY	6 MONTH	1 YR
Annual Small Boat Examination (ASBE)				X
Portable Fire Extinguishers	X			X
Fixed Fire Extinguishing Systems	X			X
Fire Detection Systems	X			X
Dewatering Pump	X			
EPIRB Battery & Release Expiration				X
SART Battery Expiration				X
Life Raft Hydrostatic Release Expiration				X
Inflatable Life Raft	X			X
PFD, Immersion Suit, Work Vest Lights	X			X
Ring Life Buoy Condition & Waterlights	X			X
Automatic Defibrillator	X			
EQUIPMENT TESTS	MONTHLY	QUARTERLY	6 MONTH	1 YR
EPIRB	X			
Search & Rescue Transponder (SART)	X			
Launch and Run Rescue Boat/Tender		X		
Run Dewatering Pump		X		
High Water Alarms		X		
Automatic Bilge Pump Switches		X		

Updated, modifiable, and more detailed tables available on the [Small Boat Program Home Page](#)

Appendix N. NOAA Inspection Policy



UNITED STATES DEPARTMENT OF COMMERCE
National Oceanic and Atmospheric Administration
NOAA MARINE AND AVIATION OPERATIONS
Silver Spring, Maryland 20910-3282

DEC 22 2006

MEMORANDUM FOR: NOAA Assistant Administrators
FROM: Rear Admiral Samuel P. De Bow, Jr., NOAA
Director, NOAA Commissioned Officer Corps and
NOAA Marine and Aviation Operations
SUBJECT: NOAA Small Boat Inspection Criteria

For the purpose of advancing NOAA small boat safety, attached for your use is technical criteria for the inspection of NOAA small boats in accordance with the requirements of NAO 217-103, Management of NOAA Small Boats.

The attached technical requirements will be used to assess NOAA small boat compliance with NAO 217-103. The attached documents, namely, NOAA Small Boat Inspection Policy, NOAA Small Boat Evaluation Outlines, and NOAA Small Boat Inspection Checklists, were developed and vetted through the NOAA Small Boat Safety Board. The board has done an excellent job defining the scope of small boat inspections, updating minimum safety standards, and developing a comprehensive set of inspection guidelines applicable to the various classes of NOAA small boats.

It is recommended that the attached documents related to small boat inspections be distributed to the small boat community within your Line Office via your representative to the NOAA Small Boat Safety Board. The entire package of attachments is available on-line via the small boat program website at www.sbp.noaa.gov.

Please note that NMAO is required to report the inspection status of NOAA small boats monthly to the Chief Administrative Officer via the NOAA Safety Council. Your assistance is requested to ensure that individual reports indicating the inspection status of small boats in your Line Office are submitted monthly to the chair of the NOAA Small Boat Safety Board, LT G. Mark Miller, for a consolidated report to the NOAA Safety Council.

Attachments

cc: Bill Broglie, NOAA CAO
John Pierson, NOAA SECO
Paul Parsons, NMAO SEC Division
LT G. Mark Miller, Chair, NOAA SBSB



Printed on Recycled Paper



NOAA Small Boat Inspection Policy

August 25, 2006

Consistent with the recommendations of the NOAA Small Boat Safety Board, the following implementation guidance is provided for annual motorboat inspections required by NOAA Administrative Order 217-103, Section 8 and [Appendix A](#), Section C.01 (App A, C.01).

App A, C.02.b. requires a qualified inspector assigned or approved by the NOAA Small Boat Program. Until qualification procedures are further developed for small boat inspectors, implementation of class A, I and II annual motorboat inspections shall be based on:

1. Class II

NOAA Class II motorboat Annual Small Boat Evaluations (ASBE) shall be performed by the Vessel Operations Coordinator (VOC), or their designee (who may be a certified marine surveyor as stated in App A, B.02), on an annual basis, using inspection criteria attached here and titled “Class II Checklist and Outline.”

Additionally, every second year (biennially), a Small Boat Examination (SBEX) shall be performed by a certified marine surveyor with guidance from the VOC regarding the type of operations and operating area. Annual inspections (ASBE and SBEX) shall incorporate guidance provided in NAO 217-103, [Appendix A](#).

Completed inspection checklists, reports and records of findings and recommendations shall be signed by the inspector or surveyor, and; signed and retained by the VOC with a copy forwarded to, and signed by the Line Office Small Boat Officer (LOSBO). Notification of completed inspections will be reported to the NOAA Small Boat Program Manager (SBPC). Reports shall be generated when numerous or significant deficiencies are noted then forwarded to the NMAO Fleet Inspection Office (as stated in C.04b) via the SBPM.

2. Class I

NOAA Class I motorboat Annual Small Boat Evaluations (ASBE) shall be performed by the Vessel Operations Coordinator (VOC), or their designee (who may be a certified marine surveyor as stated in App A, B.02), on an annual basis, using inspection criteria attached and titled “Class I Checklist and Outline.”

In addition, every third year (triennially) a Small Boat Examination (SBEX) shall be performed by a certified marine surveyor with guidance from the VOC regarding the type of operations and operating area. Annual inspections shall incorporate guidance provided in NAO 217-103, [Appendix A](#).

Completed inspection checklists, reports and records of findings and recommendations shall be signed by the inspector or surveyor, and; signed and retained by the VOC with a copy forwarded to and signed by the LOSBO. Notification of the inspection will be reported to the NOAA SBPM. Reports shall be generated when numerous or significant deficiencies are noted, and then forwarded to the NMAO Fleet Inspection Office (as stated in C.04b) via the SBPM.

3. Class A

NOAA Class A motorboat Annual Small Boat Evaluations (ASBE) shall be performed by the Vessel Operations Coordinator (VOC), or their designee (as stated in App A, B.02). The designee may be a certified marine surveyor. Annual inspections shall incorporate guidance provided in NAO 217-103, [Appendix A](#) and inspection criteria attached here and titled “Class A Checklist and Outline.”

Completed inspection checklists, reports and records of findings and recommendations shall be signed by the inspector or surveyor, and; signed and retained by the VOC with a copy forwarded to and signed by the LOSBO. Notification of the inspection will be reported to the NOAA SBPM. Reports shall be generated when numerous or significant deficiencies are noted. Reports are then forwarded to the NMAO Fleet Inspection Office (as stated in C.04b) via the SBPM.

4. Trailers

NOAA small boat Annual Trailer Evaluations (ATE) shall be performed by the Vessel Operations Coordinator (VOC), or their designee (as stated in App A, B.02). The designee may be a professional trailer service company. Annual inspections shall incorporate guidance provided in inspection criteria attached here and titled “Annual Trailer Evaluation Checklist.”

Completed inspection checklists, reports and records of findings and recommendations shall be signed by the inspector, and; signed and retained by the VOC with a copy forwarded to and signed by the LOSBO. Notification of the inspection will be reported to the NOAA SBPM.

5. SRVs, Class III, Class IIQ and all small boats based aboard NOAA Ships

The NMAO Fleet Inspection Office is responsible for managing an annual inspection system for all SRVs, Class III and Class IIQ motorboats.

All Motorboats based aboard NOAA Ships shall have an Annual Small Boat Evaluation (ASBE) completed independent of the annual Fleet Inspection.


Any questions regarding these changes can be directed to the NOAA Small Boat Safety Board through the Small Boat Program Manager, Lieutenant G. Mark Miller using the e-mail address sbp.coordinator@noaa.gov.

Available on the Small Boat Program web site www.sbp.noaa.gov/resources/insphome.html:

- Class A Checklist
- Class A Outline
- Class I Checklist
- Class I Outline
- Class II Checklist
- Class II Outline
- Trailer Checklist


Appendix O. Examples Of NOAA Small Boat Hull Markings

Drawing 1 - Typical Class A and Class I NOAA Visual Identification and Numbering, Starboard Profile and Obscured Transom.



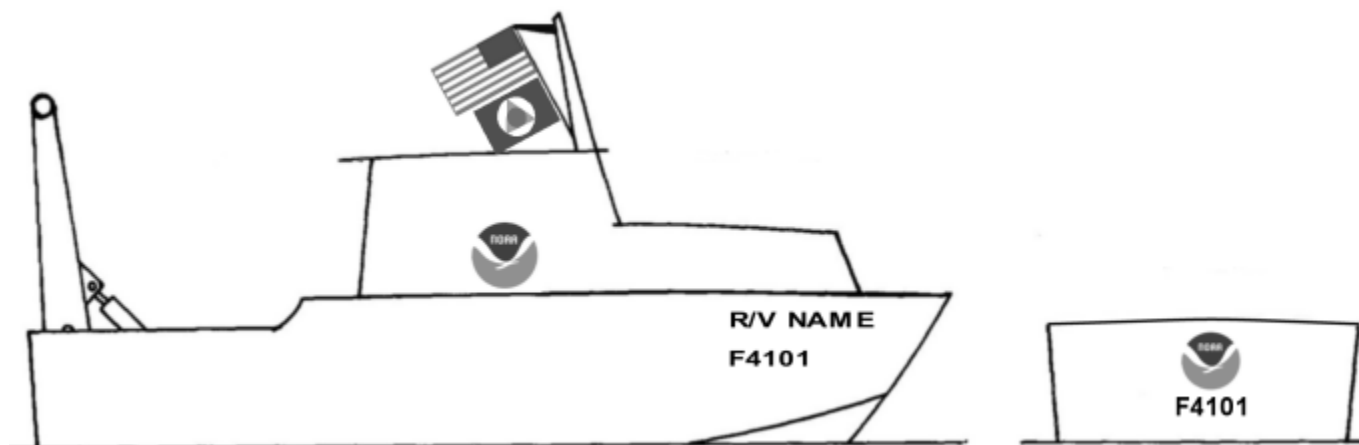
NOTE: Additional NOAA Emblem may be placed forward of the name and hull identification number on bow.

Drawing 2 - Typical Class II Small Boat Visual Identification and Numbering, Starboard Profile and Obscured Transom.



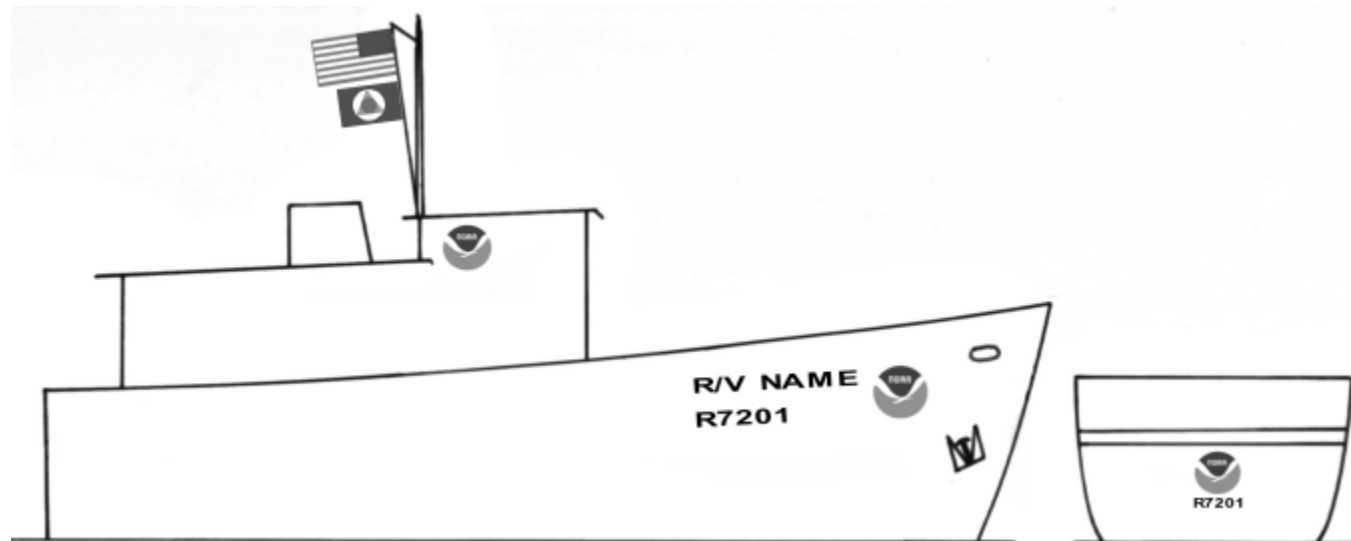
NOTE: NOAA Emblem on bow is required due to the lack of a console or deck house.

Drawing 3 - Typical Class III Motorboat Visual Identification and Numbering, Starboard Profile and Full Transom.



NOTE: Additional NOAA Emblem may be placed forward of name and hull identification number on bow.

Drawing 4 - Typical Small Research Vessel Visual Identification and Numbering, Starboard Profile and Full Transom.



NOTE: NOAA Emblem on bow optional.

Appendix P. Small Boat Stability Standard

1. SCOPE:

This specification provides a standard for intact transverse stability of monohull NOAA boats, including RHIBs. It applies to static loading and operations performed while anchored or free floating, but **not underway**, in relatively calm inshore water. It includes a simple procedure for field determination of stability.

2. REFERENCES:

- a) USCG Regulations for Simplified Stability Proof Test, 46CFR178.330.
- b) USCG Form CG-4006, Small Passenger Vessels: Simplified Stability Test Procedure.
- c) USCG Form CG-4006, worked example for a NOAA boat.
- d) 33CFR183, Subpart C, Safe Loading.
- e) 33CFR183, Subpart D, Safe Powering.

3. REQUIREMENTS:

3.1 General:

3.1.1 In the interest of safety, NOAA personnel shall evaluate the stability of boats using [Appendix 1](#), Guidance for Simplified Stability Proof Test, consisting of References a), b), and c) as described below. Written records and reports of these evaluations shall be maintained on site and copies shall be forwarded to the Line Office Small Boat Officer (LOSBO).

3.1.2 If safe loading or safe powering information is not available for a boat, NOAA personnel may evaluate loading and powering using Appendices 2 and 3, consisting of References d) and e), as described below.

3.1.3 Proposed alterations to boats which affect loading, powering, or stability shall be conducted in accordance with the NOAA Small Boat Standards and Procedures Manual, and shall also be evaluated prior to their implementation using Appendices 1, 2, and 3 as appropriate. Written records and reports of these evaluations shall be maintained on site and copies shall be forwarded to the Line Office Small Boat Officer (LOSBO).

3.2 Simplified Stability Proof Test:

3.2.1 The simplified stability proof test shall be conducted in accordance with 46CFR178.330 using USCG Form CG-4006 (the Form) and the worked example (both

attached as [Appendix 1](#)), using additional guidance provided below. A blank copy of CG-4006, copy of 46CFR178.330, a pencil and eraser, measuring tape, calculator, inclinometer (or other means of measuring heel angle such as a calibrated digital level), and masking tape or a grease pencil will be required.

3.2.2 Load the boat in accordance with 46CFR178.330 (a). Normal crew averaging 185 lb each should be aboard and all tanks should be $\frac{3}{4}$ full. Enter general information into the tables on page 6 of the Form. Do not exceed the total weight on the boat's loading placard (reduce number of crew if required). Cockpit bailer plugs, if fitted, should be in and there should be no water in the cockpit or bilges. Measure the boat and enter the data on page 1 of the Form.

3.2.3 Calculate the total test weight required on page 2 of the Form using the number of crew members at 185 lb each. If crew members are normally stationed on a deck above the main deck, complete (2), Distribution of Test Weight on page 2. Calculate the passenger heeling moment (M_p) at the bottom of page 3 of the Form. Note that the formula is $W \times B_p / 6$.

3.2.4 Sketch the boat's profile to scale (one square = one foot) and complete the wind heel calculation for $A \times H$ as shown on pages 2 and 3 of the Form. Include open coxswain station enclosures (metal angle or tubes, etc. with no windows or vinyl curtains, etc.) in these calculations as the cumulative surface area of such enclosures can be significant. Calculate the wind heeling moment (M_w) at the bottom of page 3 using 7.5 psf for the wind pressure for protected waters, (P).

3.2.5 If a davit or other lifting device is fitted, calculate the lifting moment by multiplying its maximum load in pounds by the maximum distance of the load from the centerline of the boat. Enter as item (c), M_l , in the margin on page 3 of the Form.

3.2.6 If the boat is used for diving operations, multiply the beam (B) from page 1 by 100 lb to simulate the moment caused by lifting a diver over the side, and enter as item (d), M_d in the margin on page 3 of the Form.

3.2.7 The required heeling moment for the test will be the greater of passenger (M_p), passenger plus lifting ($M_p + M_l$), passenger plus diver ($M_p + M_d$), or wind heeling (M_w) moments.

3.2.8 Calculate the location of the immersion mark on page 4 of the Form, appropriate for the type of boat being tested. Place the mark on the hull at the reference station per the instructions on page 4, using masking tape or a grease pencil.

3.2.9 Apply the required heeling moment using crew members standing at a distance off the centerline which will result in that moment. (Example: if 3000 ft-lb is required, then three (3) 185 lb crew members will be 5.41 feet off the centerline ($3 \times 185 \times 5.41 = 3000$)). If a davit is fitted, apply the rated load to the davit at maximum outreach to obtain the total. If necessary, use an additional person to achieve the required total moment. Tabulate the moments on page 5 of the Form. Note that hull ventilation

openings and outboard motor cutouts in the transom should be included in the checks under item (6) f) on page 5.

3.2.10 Observe the location of the immersion mark while the boat is heeled and enter the results at the top of page 6 of the Form.

3.2.11 If stability is believed to be marginal, perform the Twenty-Five Percent Test described in the Form prior to conducting the Simplified Stability Proof Test. If the boat carries cargo, use the procedure described on page 8 of the Form.

3.2.12 If the boat passes the Simplified Stability Proof Test (angle of heel less than 14 degrees, heeled immersion less than mark calculated on page 4) no additional stability assessments are required. If the boat fails the Simplified Stability Proof Test, additional stability assessment is required by a licensed naval architect or marine engineer.

3.3 Safe Loading

3.3.1 33CFR183, Subpart C, attached as [Appendix 2](#), may be used to determine the maximum safe loading for a boat if this information or placard data is not available. Note that, per section 183.31, this Subpart applies to monohull boats less than 20 feet in length except sailboats, canoes, kayaks, and inflatable boats.

3.3.2 Use section 183.33 for inboard and inboard-outboard boats, and 183.35 for outboard boats. Note that the maximum displacement, boat weight, and inboard machinery weight of the boat must be determined. This information may be difficult to obtain by field test, so the boat manufacturer should always be contacted first for safe loading data.

3.4 Safe Powering

3.4.1 33CFR183, Subpart D, attached as [Appendix 3](#), may be used to determine the maximum horsepower capacity for a boat if this information or placard data is not available. Note that, per section 183.51, this Subpart applies to monohull boats less than 20 feet in length except sailboats, canoes, kayaks, and inflatable boats, that are designed or intended to use one or more outboard motors.

3.4.2 Use section 183.53 (a) and Table 183.53 to determine the horsepower capacity of the boat.

Appendices of the NOAA Small Boat Stability Standard are available on the NOAA Small Boat Program web site www.sbp.noaa.gov

Appendix 1

Guidance for Simplified Stability Proof Tests on NOAA Boats

- (a) USCG Regulations for Simplified Stability Proof Test, 46CFR178.330.
- (b) USCG Form CG-4006, Small Passenger Vessels: Simplified Stability Test Procedure.
- (c) Worked Example

Appendix 2

Guidance for Safe Loading of NOAA Boats

- (a) USCG Regulations for Safe Loading, Subpart C, 33CFR183.31, 183.33, & 183.35.

Appendix 3

Guidance for Safe Powering of NOAA Boats

- (a) USCG Regulations for Safe Powering, Subpart D, 33CFR183.51 and 183.53